



iJRASET

International Journal For Research in
Applied Science and Engineering Technology



INTERNATIONAL JOURNAL FOR RESEARCH

IN APPLIED SCIENCE & ENGINEERING TECHNOLOGY

Volume: 8 Issue: V Month of publication: May 2020

DOI: <http://doi.org/10.22214/ijraset.2020.5084>

www.ijraset.com

Call:  08813907089

E-mail ID: ijraset@gmail.com

Industrial Monitoring System using LoRa Module with IoT

S. Manoj Kumar¹, M. SriRama Subrahmanyasai², R. Harish Goud³, Dr. Satyanarayana Murthy Andhe⁴

^{1, 2, 3}Students, ⁴Professor, Department of Electronics and Communication Engineering, B. V. Raju Institute of Technology, Medak, Telangana, India

Abstract: Now a day's due to global warming and climate changes there are challenging situations in Industries. To reduce the cost as well as to improve productivity along with product quality the automation in the field of Industries is necessary, which will also reduce the industrial worker's efforts. Due to many people who died in an industrial accident, industrial safety plays a key role in the industrial producing process. By adding advancements in the Internet of Things, this paper proposes an intelligent monitoring system for Industries. The proposed sense of network architecture is completed based on Arduino and LORA technology. The sense node's work cycle is extended by a specific work model. The position of Workers can be obtained through inquiry routing tables of network nodes. Manage system is designed to provide services for industrial managers. The proposed system can monitor the process of Industrial intelligently and warn Workers and managers immediately when dangerous issues emerge, such as gas leaking and sudden temperatures rise.

Keywords: Industries, LORA technology, gas leaking, temperature.

I. INTRODUCTION

The underground areas are labyrinths, in which long and narrow tunnels are a few kilometers long and a few meters wide. Thousands of industrial workers are required to work in critical conditions according to construction needs, and hundreds of Workers die in industrial accidents every year. It is now widely acknowledged that underground industrial activities are at high risk. In this view, the monitoring and control system needs to be deployed as one important resource to ensure industrial security and to coordinate various activities. Almost Underground factories mainly consist of random locations, branch channels, and this informal structure makes it difficult to send any bone of communication networks. In such a case, the use of the wireless sensor network (WSN) and other sensitive devices may have the unique advantages of access control for global monitoring and control under rapid and flexible transmission. We can overcome the transmission mechanism of multiloop tunnel structure and this paper provides sufficient scope for the design of an industrial monitoring system, and is best suited for wide-scale monitoring environments, which can effectively detect outflow failures an underground cable monitoring system. The Industrial App has gone beyond the connectivity of a few large back-end systems, and more and more underground physical devices make the state of objects and surroundings more accessible to software systems. Functions Most are based on the construction of a monolithic system, which is ridiculous and difficult to reconcile. The necessary step in Industry monitoring and automation management is to provide accessible and well-organized information that is streamlined with the same dumping process. It is needed to allow users to identify Industry Security Standards of Security, and possibly amend the monitoring and control laws to ensure industrial safety. In addition, the user can also control the physical devices through the Web. Existing Industrial security systems that focus on real-time data collection are user-friendly, but cannot fully meet user requirements with high usage constraints and often require complex operation definition and optimization to monitor and control operating systems, and cannot fulfill the need for ad-hoc services by end users. However, they focus more on integrating information resources and not focusing on the requirements that come with the integration of physical devices. The middleware for industrial monitoring and control of automation requires immediate coordination of communication between business processes and distribution, multimodal sensors Also, industrial middleware and dynamic control should change dramatically in their constant and constantly changing global underground industries.

II. EASE OF USE

It is very suitable for the comprehensive monitoring and controlling workstations to compensate for the deficiencies of the existing underground cable monitoring system and It allows the users to identify the levels for industry safety alarming, and possibly adjust monitoring and control rules to ensure the industry's safety. The user can also control the physical devices remotely via the web. Currently available Industries safety monitoring and control systems that focus in the real-time information collection are useful, but cannot meet the user needs fully with a very high usage obstacle and often requires a complex operation definition and configuration for monitoring and control automation applications. Very useful in IoT proto communication, since we are using Lora it is highly efficient with long-range communication.

III. HARDWARE AND SOFTWARE DESIGN

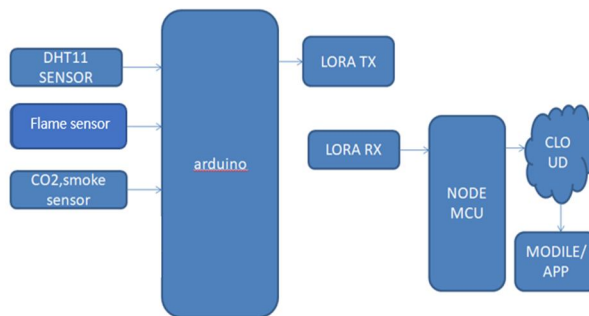


Figure 1: Block Diagram

Figure 1, is the Arduino based Industrial monitoring system. The following components and the sensors are used:

- A. Arduino UNO
- B. Node MCU
- C. DTH11 Humidity and Temperature sensor
- D. Flame / Fire Sensor
- E. LoRa Trans-receiver

The software tools used are

- 1) Embedded c
- 2) Arduino IDE
- 3) ThingSpeak Cloud




Figure 2: Results in Thing speak cloud

IV. WORKING

The following are the steps that are to be followed for the working and implementation of our proposed device:

- A. The purpose of this project is to do Industries security system using Lora and cloud
- B. As we don't have an Internet system in the underground it is difficult to transmit the data collected by the sensors
- C. So, we use Lora to transmit the information collected by the sensors
- D. With the help of Lora, we can transmit the data up to 10km, but we are using the range of 80m due to cost issues.
- E. Once the data is received by the node MCU will upload data to the cloud.
- F. After uploading to the cloud, if the parameters reach their threshold limit, then we get an SMS.

The flow of the Industrial monitoring process is as

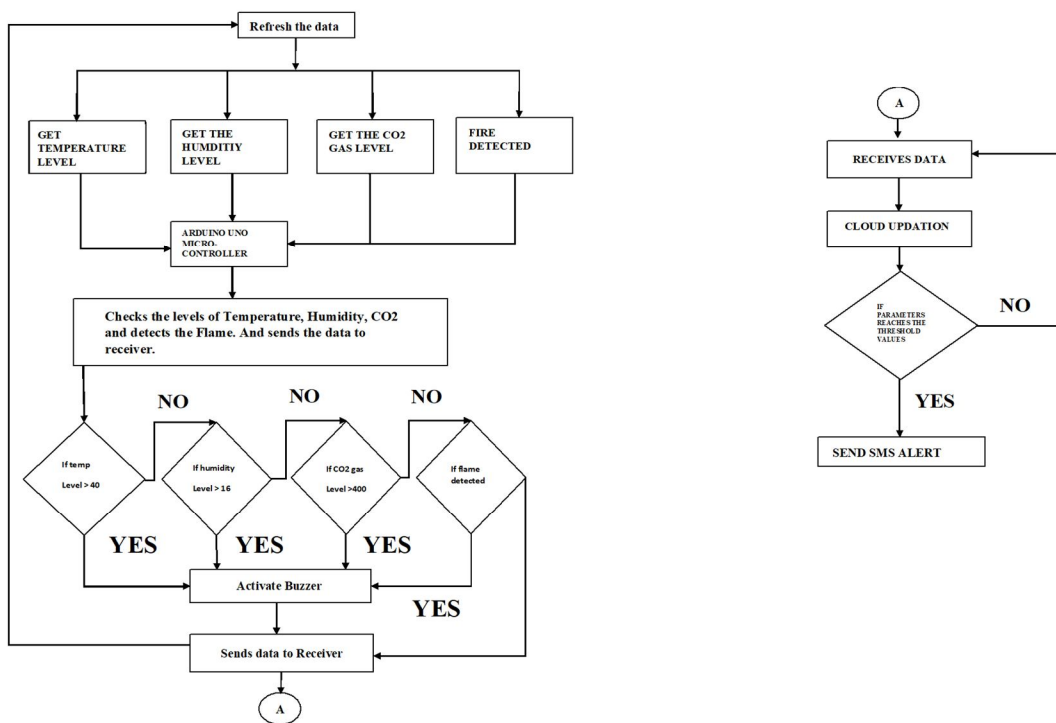


Figure 3: Flow chart of the Industrial monitoring process

V. RESULT



Figure 4: Results in Thing speak cloud



10.22214/IJRASET



45.98



IMPACT FACTOR:
7.129



IMPACT FACTOR:
7.429



INTERNATIONAL JOURNAL FOR RESEARCH

IN APPLIED SCIENCE & ENGINEERING TECHNOLOGY

Call : 08813907089  (24*7 Support on Whatsapp)