



iJRASET

International Journal For Research in
Applied Science and Engineering Technology



INTERNATIONAL JOURNAL FOR RESEARCH

IN APPLIED SCIENCE & ENGINEERING TECHNOLOGY

Volume: 8 Issue: VI Month of publication: June 2020

DOI: <http://doi.org/10.22214/ijraset.2020.6104>

www.ijraset.com

Call:  08813907089

E-mail ID: ijraset@gmail.com

Human Face Recognition

Rajeshwari S. G¹, Manuja Hagedal², Nikhita Katigar³

¹Assistant Professor, ^{2,3}Student, Department of Computer Science and Engineering, SKSVMACET, Laxmeshwar, Karnataka, India.

Abstract: Confront notoriety (FR), the way of distinguishing individuals through facial photos, has various practical applications interior the locale of biometrics, records security, get to control, law requirement, keen cards and reconnaissance contraption. Convolutional Neural Systems, a frame of profound systems has been demonstrated to attain victory for FR. For real-time structures, some preprocessing steps like testing must be executed some time recently the utilize of to Convolutional Neural Systems. in any case at that point moreover total photographs (all of the pixel values) are surpassed as input to Convolutional Neural Systems and all of the steps (include choice, highlight extraction, instruction) are accomplished by way of the arrange. Profound acing, in specific Convolutional Neural community(CNN), has completed promising results in confront acknowledgment these days. in any case, it remains an open address: why CNNs work pleasantly and how to plan a 'excellent' auxiliary format. current inquire about tend to awareness on detailing CNN models

I. INTRODUCTION

Confront acknowledgment (FR) framework recognizes a confront by coordinating it with the facial database. It has picked up incredible advance within the later a long time due to change in plan and learning of highlights and confront acknowledgment models. As people have an uncommon capacity to recognize individuals independent of their age, lighting conditions and changing expressions. Face acknowledgment is the issue of distinguishing and confirming individuals in photography by their face. It could be a assignment that's insignificantly performed by people indeed beneath changing light and when faces are changed by age or deterred with embellishments and facial hair. By the by, it is remained a challenging computer vision issue for decades until recently. Deep learning strategies are able to use exceptionally huge datasets of faces and learn wealthy and compact representation of faces, permitting modem models to to begin with perform as well and afterward to beat the confront acknowledgment capabilities of people. In this post, you'll find the issue of confront acknowledgment and how profound learning strategy can accomplish superhuman performance. After perusing this post :

- 1) Face acknowledgment could be a wide issue of identifying or confirming or individuals in photos and videos.
- 2) Face acknowledgment may be a handle comprised of discovery, arrangement, include extraction, and a acknowledgment task.
- 3) Deep learning models to begin with drawn closer at that point surpassed human execution for confront acknowledgment tasks.

Convolutional neural networks (cnns) have taken the laptop vision community by typhoon, appreciably improving the state of the artwork in many programs. One of the maximum important ingredients for the fulfillment of such strategies is the availability of huge portions Of schooling statistics. The image net massive scale visual popularity task (ilsvrc) changed into instrumental in offering this information for the general photograph category venture. Extra these days, researchers have made datasets available for segmentation, scene type and Image segmentation. In the global of face recognition, however, big scale public datasets had been missing and, in large part due to this thing, maximum of the latest advances within the community continue to be constrained to internet giants including facebook and google and so forth. For instance, the most recent face popularity technique by way of google become trained the use of two hundred million images and 8 million. Precise identities. The dimensions of this dataset is nearly three orders of significance large than any publicly available face dataset. Unnecessary to mention, constructing a dataset this huge is past the capabilities of most global studies corporations; specially in academia. This paper has two goals. The first one is to suggest a process to create a reasonably huge face dataset whilst requiring only a restricted quantity of person-strength for annotation. To this end we recommend a way for amassing face statistics the usage of knowledge assets to be had at the internet. We employ this method to construct a dataset with over million faces, and could make this freely available to the research network. The second goal is to investigate diverse Convolutional neural networks structural designs for face identity and verification, along with exploring face alignment and metric studying, the usage of the unconventional dataset for education. Many recent works on face recognition have proposed sever variants of Convolutional neural networks structural layout for faces, and we check some of these modeling selections in an effort to filter what's critical from irrelevant information. The final results is a much less difficult and yet effective community structure reaching close to cutting-edge consequences on all famous picture and video face popularity.

II. OVERVIEW

A. Foundation Concepts and Terminology As expressed in there are 3 modules required for the total framework, to begin with, a confront finder is utilized to localize faces in pictures or motion pictures. Moment, with the facial point of interest locator, the faces are adjusted to normalized canonical facilitates. Third, the fr module is carried out with these adjusted confront snap shots. We least complex mindfulness at the fr module for the term of the leftover portion of this paper. In addition, fr may be categorized as confront confirmation and confront personality. In both situation, a difficult and quick of perceived subjects is to start with selected inside the contraption, and within the course of attempting out, a modern trouble is advertised. Confront confirmation computes one-to-one similitude among the exhibition and test to choose whether the 2 pictures are of the same subject, whereas confront character computes one-to-many closeness to decide the exact character of a test confront. Whilst the test appears within the exhibition personalities, typically called closed-set identification.

A. Components of Confront Recognition Before a confront photo is encouraged to an fr module, confront antispoofing, which recognizes whether the confront is live or spoofed, can keep absent from one-of-a-kind sorts of assaults. We treat it as one of the fr scenes and blessing it in portion vi-d3. At that point, notoriety may be fulfilled. An fr module comprises of confront preparing, profound work extraction and confront coordinating, and it can be characterized as takes after:

$$M[F(P_i(I_i)); F(P_j(I_j))] \quad (1)$$

where I_i and I_j are two confront pictures, individually; P stands for confront handling to handle intra-personal varieties, such as postures, enlightenments, expressions and occlusions; F signifies highlight extraction,

- 1) *Confront Preparing*: In show disdain toward of the truth that deep-learning-based approaches have been broadly utilized due to their competent representation, Ghazi et al. illustrated that diverse conditions, such as stances, enlightenments, expressions and occlusions, still impact the execution of significant FR which go up against taking care of is beneficial, particularly for stances. Since pose assortment is broadly regarded as a major challenge in modified FR applications, we basically summarize the significant methodologies of go up against dealing with for stances in this paper. Other assortments can be enlightened by comparable methodologies
 - a) The stand up to taking care of procedures are categorized as “one-to-many augmentation” and “many-to-one normalization”.
 - b) “One-to-many augmentation”: creating numerous patches or pictures of the posture changeability from a single picture to empower profound systems to memorize pose-invariant representations
 - c) “Many-to-one normalization”: recouping the canonical see of confront pictures from one or numerous i
- 2) *Deep Feature Extraction*: Arrange Engineering. The designs can be categorized as spine and collected systems, Propelled by the uncommon victory on the ImageNet challenge, the normal CNN structures, such as AlexNet, VGGNet, GoogleNet, ResNet and SENet are presented and broadly utilized as the pattern demonstrate in FR (straightforwardly or marginally adjusted). In expansion to the standard, there are still a few novel models planned for FR to progress productivity. Besides, when receiving spine systems as fundamental pieces, FR strategies regularly prepare collected systems with different inputs or numerous errands. One organize is for one sort of input or one sort of assignment. that it gives an increment in execution after collecting the comes about of gathered systems.
- 3) *Face Matching by Deep Features*: After the profound systems are prepared with enormous information and an suitable misfortune work, each of the test pictures is passed through the systems to get a profound include representation. Once the profound highlights are extricated, most strategies specifically calculate the closeness between two highlights utilizing cosine separate or L2 remove; at that point, the closest neighbor (NN) and edge comparison are utilized for both recognizable proof and confirmation errands. In expansion to these, other strategies are presented to post handle the profound highlights and perform the confront coordinating effectively and precisely, such as metric learning, scanty representation-based classifier (SRC), and so forward. To entirety up, we display the different modules of FR and their commonly-used strategies to assist perusers to urge a see of the total FR. Based on different preparing and testing confront databases, distinctive designs and misfortune function.

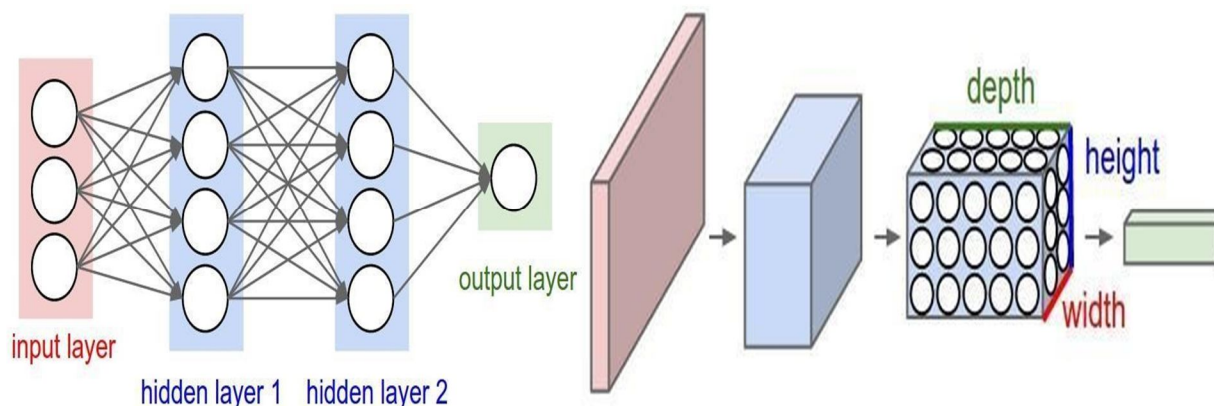
III. DEEP NEURAL NETWORK

Convolution Neural Systems are exceptionally comparable to standard Neural Systems from the past chapter: they are made up of neurons that have learnable weights and predispositions. Each neuron gets a few inputs, performs a speck item and alternatively takes after it with a non-linearity. The complete arrange still communicates a single differentiable score work: from the crude picture pixels on one conclusion to course scores at the other. And they still have a misfortune work (e.g. SVM/Soft ax) on the final (fully-connected) layer and all the tips/tricks we created for learning standard Neural Systems still apply.

ConvNet designs make the express presumption that the inputs are pictures, which permits us to encode certain properties into the engineering. These at that point make the forward work more productive to execute and unfathomably decrease the sum of parameters within the organize.

Recall: Normal Neural Nets. As we saw within the past chapter, Neural Systems get an input (a single vector), and change it through a arrangement of covered up layers. Each covered up layer is made up of a set of neurons, where each neuron is completely connected to all neurons within the past layer, and where neurons in a single layer work totally autonomously and don't share any associations. The final fully-connected layer is called the "output layer" and in classification settings it speaks to the course scores.

Normal Neural Nets don't scale well to full pictures. In CIFAR-10, pictures are as it were of estimate $32 \times 32 \times 3$ (32 wide, 32 tall, 3 color channels), so a single fully-connected neuron in a to begin with covered up layer of a normal Neural Organize would have $32 \times 32 \times 3 = 3072$ weights. This sum still appears reasonable, but clearly this fully-connected structure does not scale to bigger pictures. For case, an picture of more respectable estimate, e.g. $200 \times 200 \times 3$, would lead to neurons that have $200 \times 200 \times 3 = 120,000$ weights. Additionally, we would nearly certainly need to have a few such neurons, so the parameters would include up rapidly! Clearly, this full network is inefficient and the tremendous number of parameters would rapidly lead to over fitting. 3D volumes of neurons. Convolution Neural Systems take advantage of the reality that the input comprises of pictures and they compel the engineering in a more sensible way. In specific, not at all like a normal Neural Arrange, the layers of a ConvNet have neurons organized in 3 dimension engineering in a more sensible way. In specific, not at all like a normal Neural Arrange, the layers of a ConvNet ha neurons organized in 3 dimension.



- 1) *Cleared out:* A normal 3-layer Neural Organize. Right: A ConvNet organizes its neurons in three measurements (width, tallness, profundity), as visualized in one of the layers. Each layer of a ConvNet changes the 3D input volume to a 3D yield volume of neuron actuations. In this case, the ruddy input layer holds the picture, so its width and tallness would be the measurements of the picture, and the profundity would be 3 (Ruddy, Green, Blue channels).

A. Layers used to build ConvNets

As we depicted over, a fundamental ConvNet can be a gathering of layers, and each layer of a ConvNet changes one volume of establishments to another through a differentiable work. We utilize three principal sorts of layers to develop ConvNet plans: Convolutional Layer, Pooling Layer, and Fully-Connected Layer (precisely as seen in customary Neural Systems). We'll stack these layers to form a full ConvNet engineering. Example Engineering: Diagram. We'll go into more points of interest underneath, but a straightforward ConvNet for CIFAR-10 classification might have the engineering [INPUT - CONV - RELU - POOL - FC]. In more detail:

- 1) INPUT [$32 \times 32 \times 3$] will hold the crude pixel values of the picture, in this case an picture of width 32, stature 32, and with three color channels R,G,B.
- 2) CONV layer will compute the yield of neurons that are associated to nearby districts within the input, each computing a speck item between their weights and a little locale they are associated to within the input volume. This may result in volume s

IV. EVALUATION SCENES AND DATA

Open accessible preparing databases are for the most part collected from the photographs of celebrities due to security issue, it is distant from pictures captured within the existence with differing scenes. In arrange to consider diverse extraordinary situation to induce near to reality, more troublesome and practical datasets are built in like manner, as appeared in Table XI. Concurring to their characteristics, we partition these scenes into four categories: cross-factor FR, heterogenous FR, different (or single) media FR and FR in industry.

- A. Cross-factor FR. Due to the complex nonlinear facial appearance, a few varieties will be caused by individuals themselves, such as cross-pose, cross-age, make-up, and camouflage. For illustration, CALFW , Transform , CACD and FG-NET are commonly utilized datasets with diverse age extend; CFP as it were centers on frontal and profile confront, CPLFW is expanded from LFW with diverse postures. Camouflaged faces within the wild (DFW) assesses confront acknowledgment over mask .
- B. Heterogenous FR. It alludes to the issue of coordinating faces over distinctive visual spaces. The space hole is primarily caused by tangible gadgets and cameras settings, e.g. visual light vs. near-infrared and photo vs. portray. For illustration, as photo-sketch datasets, CUFSF is harder than CUFS due to lighting variety and shape embellishment.
- C. Multiple (or single) media FR. In a perfect world, profound models are prepared with gigantic pictures per individual and are tried with one picture per individual, but the circumstance will be distinctive in reality. Now and then, the number of images per individual in preparing set may be exceptionally little, specifically low-shot FR, such as MS-Celeb-1M challenge 2; or each subject confront in test set is regularly enlisted with a set of pictures and recordings, specifically set-based FR, such as IJB-A and PaSC.FR in industry. In spite of the fact that profound FR has accomplished past human execution on a few standard benchmarks, but a few components ought to be given more consideration instead of exactness when profound FR are embraced in industry, e.g. anti-attack (CASIA-FASD) and 3D FR (Bosphorus , BU-3DFE and FRGCv2). Compared to freely accessible 2D confront databases, 3D checks are difficult to obtain, and the number of filters and subjects in open 3D confront databases is still constrained, which prevents the advancement of 3D profound FR.

V. IMPLEMENTATION DETAILS

The proposed strategy is tried on Yaleface database which comprises of dark and white pictures of 15 tests, each having 11 pictures in several expressions making a add up to of 165 pictures. A test is appeared in figure 7. Pictures for one subject in numerous facial expression or arrangement: center-light, with glasses, upbeat, left-light, without glasses, normal, right-light, pitiful, languid, shocked, and wink. The categories are characterized as subjects at the side names, so add up to classes are 15. The total dataset is splitted in two parts: 148 pictures for preparing, and 17 for testing. Last normal precision is calculated at softmax layer by checking the number of test tests which distinguished accurately. The thought is actualized on Python 3.5.3 (64 bit) framework. Opencv bundle is utilized for pre-processing utilizing frontal confront include of haar cascade. Creation and preparing of neural arrange is done utilizing keras, theano, and tensor stream (bundles accessible in python). Last normal exactness accomplished in master

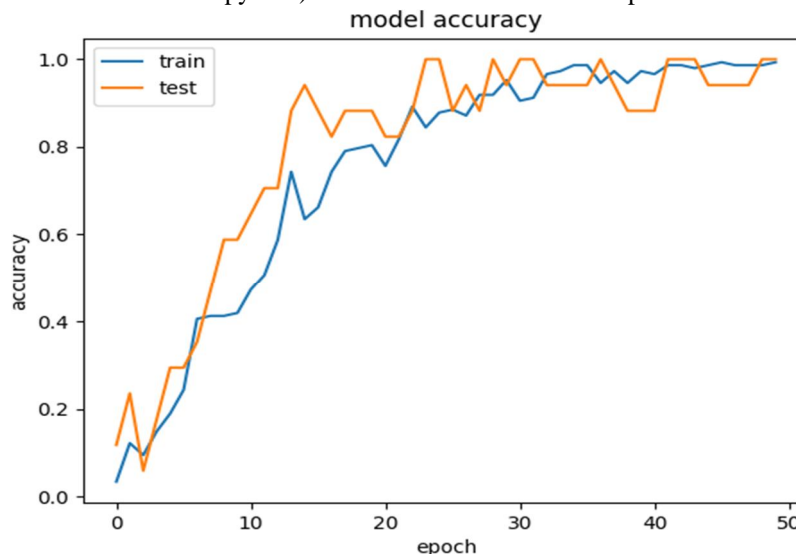


Fig.4. Graph Showing Testing and Training Accuracies

- 1) *Mishap Work*: The softmax incident is commonly utilized as the supervision hail in address affirmation, and it engages the distinguishableness of highlights. In any case, for FR, when intravariations would be greater than inter-differences, the softmax hardship isn't satisfactorily viable for FR. Various works center on making novel hardship capacities to make highlights not because it were more unmistakable but as well discriminative, as appeared in Table III.
 - a) Euclidean-distance-based misfortune: compressing intravariance and extending inter-variance based on Euclidean distance
 - b) Angular/cosine-margin-based misfortune: learning discriminative confront highlights in terms of precise closeness, driving to possibly bigger angular/cosine distinguishableness between learned features.
 - c) Softmax misfortune and its varieties: specifically utilizing softmax misfortune or altering it to make strides execution, e.g., L2 normalization on highlights or weights as well as commotion injection.

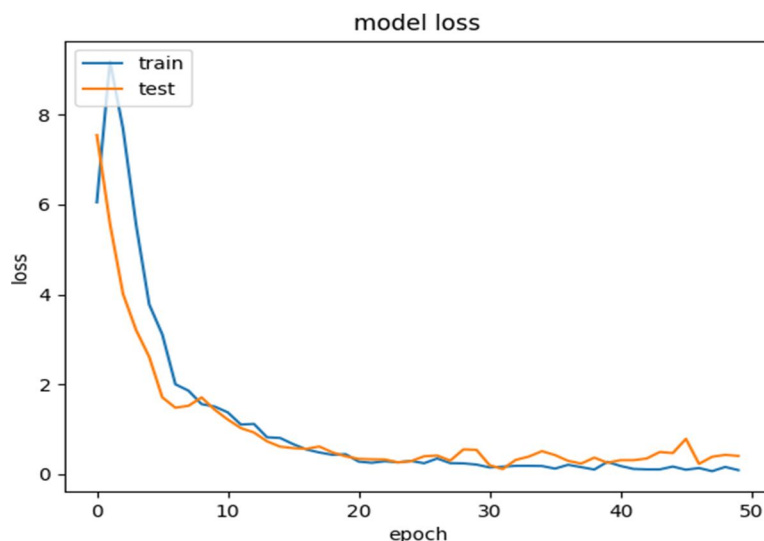


Fig.5. Losses



Fig.5. Yalefaces Dataset

Table 1. Accuracies of FR system

Method	Accuracy(%)
Geometrical features	90
Mixture-distance [15]	95
Eigenfaces [27]	95
PCA [26]	Lighting 96, orientation 85, scale variation 64
CV_DNN	97.05

Table 2. Details of above FR system

Method	No. of features	Dataset
Geometrical features	38,400	47 people
Mixture-distance	30 for each face	685 individuals
Eigenfaces	-	15 images for 200 people
PCA	-	16 subjects
CV_DNN	22,500	Yalefaces

VI. CONCLUSION

This paper have appeared that the impact of the confront distinguishing proof and confirmation supervisory signals on profound include representation coincide with the two angles of building perfect highlights for confront acknowledgment, In this work we have made two commitments: to begin with, we have planned a strategy that's able to gather a expansive scale dataset, with little name clamor, while minimizing the sum of manual explanation included. One of the key thoughts was to utilize weaker classifiers to rank the information displayed to the annotators. This strategy has been created for faces, but is apparently appropriate for other protest classes as well as fine grained errands. The moment commitment was to appear that a profound CNN, without any embellishments but with fitting preparing, can accomplish comes about comparable to the state of the art. Again, this can be a conclusion which will be pertinent to numerous other assignments.

REFERENCES

- [1] Sun, Yi, Xiaogang Wang, and Xiaoou Tang. "Hybrid Significant Learning for Go up against Affirmation." IEEE Trades on Plan Examination and Machine Bits of knowledge 38.10 (2016): 1997-2009.
- [2] Hu, Guosheng, et al. "When stand up to affirmation meets with significant learning: an evaluation of convolutional neural frameworks for go up against affirmation." Strategies of the IEEE Around the world Conference on Computer Vision Workshops. 2015.
- [3] Goodfellow, Ian, Yoshua Bengio, and Aaron Courville. Significant learning. MIT Press, 2016.
- [4] Shu Chang, Ding Xiaoqing, Tooth Chi, Histogram of the Arranged Slants for Go up against Affirmation, 2011. [2] ei Jia, Rong- Xiang Hu, Ying-Ke Lei, Yang Zhao, Jie Gui, Histogram of Arranged Lines for Palm Print Affirmation, 2014.
- [5] Dalal N, Triggs B. Histograms of orchestrated points for human area



10.22214/IJRASET



45.98



IMPACT FACTOR:
7.129



IMPACT FACTOR:
7.429



INTERNATIONAL JOURNAL FOR RESEARCH

IN APPLIED SCIENCE & ENGINEERING TECHNOLOGY

Call : 08813907089  (24*7 Support on Whatsapp)