



iJRASET

International Journal For Research in
Applied Science and Engineering Technology



INTERNATIONAL JOURNAL FOR RESEARCH

IN APPLIED SCIENCE & ENGINEERING TECHNOLOGY

Volume: 8 Issue: VI Month of publication: June 2020

DOI: <http://doi.org/10.22214/ijraset.2020.6250>

www.ijraset.com

Call:  08813907089

E-mail ID: ijraset@gmail.com

Analysing Cooperative Communication with Single and Multi Relay Systems

G. Rohit Sarma¹, D. Shivani Reddy², B. Rakesh Kumar³

^{1, 2, 3}(BE) Department of Electronics and Communication Engineering, Matrusri Engineering college

Abstract: Cooperative communication plays an important role in wireless networks by improving network connectivity, spectrum efficiency, and communication reliability. Additionally, agreeable correspondence likewise encourages the advancement of an efficient methodology so as to improve the nature of remote terminals. Also, it empowers the usage of correspondence assets by permitting the hubs and pathways in a system to help out each other by means of information transmissions. Additionally, the Amplify and-forward technique is a standout amongst other helpful transfer conventions that can be utilized to accomplish better framework execution in BERs. In the current desk work framework model containing source, goal and hand-off hub is broke down. One helpful plan which including decode and forward is utilized and researched. At the exploratory and recreation levels, the current work watched the helpful hand-off conventions that can be appropriate for use in the framework model and furthermore in the improvement of the all out BER execution by expanding the SNR in the necessary rates.

I. INTRODUCTION

As of late, Cooperative communication in wireless networks has become an appealing exploration subject. New-age wireless networks have supported late development in research in the field of Cooperative communication. Solicitations for expanding quantities of remote applications have caused critical advancement in wireless networks, particularly cell voice and information systems. All the more as of late, this development has been extended to specially appointed systems for remote PCs, homes and individual lives. The following remote system motivations will overextend the point-to-point or point-to - multi-point models of traditional cell systems. Rather, these motivations will be founded on connections among hubs in which they should help out each other so as to improve their informative execution. Cooperative communication dependent on transfer hubs has gotten valuable for expanding otherworldly and system inclusion. Cooperative correspondence impacts the spatial decent variety accessible in wireless networks by permitting two hubs to cooperate so as to improve generally framework execution BER execution will be improved altogether when the goal chain incorporates both the sign got from the source and the sign got from the hand-off hub. Accommodating shows increase the throughput of multi bounce wireless networks and measure the best possible level of investment among customers in order to improve the QoS . The source sends information to the hand-off, and a short time later the hand-off either propels the information rapidly or deciphers information first before sending it to the beneficiary. BER in the reason framework ought to be equivalent to in the framework without transfer hub. This how helpful procedures spared the transmitted force in remote system also, it investigations the connection between the connection separation and sparing force. Force control the executives assumes a significant job in wireless networks as far as improving various key execution factors, including vitality use, organize unwavering quality and system limit. Transmitted force control has essentially improved various genuine limitations in remote correspondence systems, for example, lessening vitality utilization and improving system limit use. The issue with agreeable correspondence originates from problematic channels through which signs travel . To lessen the impacts of remote channels, the possibility of assorted variety has been created for different remote frameworks . Assorted variety includes correspondence strategies through which transmitted signs experience a few autonomous way. This prompts a high likelihood that all ways will blur and be made unimportantly. Assorted variety offers the goal hub with a few duplicates of the transmitted sign, so that, in the event that any of these duplicates encounters profound blurring, at that point the goal can at present distinguish the sign effectively by utilizing different duplicates . There are three basic methods for a remote system assorted variety: time decent variety, recurrence assorted variety and space assorted variety . Agreeable conventions increment the throughput of multi-bounce wireless networks and evaluate the proper degree of collaboration among clients so as to improve the QoS .The source sends data to the transfer, and afterward the hand-off either advances the data quickly or disentangles data first before sending it to the beneficiary. This is known as the Decode and-forward (DF) helpful hand-off convention. As per this convention, the hand-off works dependent on channel data .furthermore, transmission starts with the primary phase of sending data from the source to the transfer and to the goal. In the subsequent stage, the hand-off hub identifies, encodes and re-transmits the got signal at the goal hub.

The DF hand-off framework includes two standard connections, the two of which make deciphering errors. The errors of the two connections are not related. DF convention is utilized in helpful frameworks to lessen channel blurring and to accomplish data transmission security .

For the most part, in a DF framework, the source imparts a sign to the transfer and the goal utilizing 16-QAM. Each hand-off distinguishes the effectively decoded signal and transmits it to the goal utilizing QAM, as past exploration paper have demonstrated it. The presentation of transfer hubs has made a few exhibition benefits. Right off the bat a transfer chips away at sake of the base station to expand the system inclusion.

While conventional cellular systems normally cover a diameter of 2-5km, a relay normally covers a region (sub-cell) with diameter 200-500m.

II. LITERATURE SURVEY

The reachable channel limit of a relay channell is built up utilizing superposition square Markov encoding. The channel limit is assessed for corrupted, contrarily debased and criticism relay channels with confinements because of absence of full comprehension of hand-off channels , to addresses the issue of broadcasting in versatile specially appointed systems, downsides, for example, repetition, dispute, and impact are named as communicated storm issue and a few plans, for example, probabilistic, counter-based, separation based, area based and group based plans have been proposed to reduce this issue. An area based plan is seen as the best plan since it can take out considerably progressively excess rebroadcasts under a wide range of host conveyances without trading off the reachability. The plain flooding calculation incites a high number of superfluous bundle rebroadcasts, causing dispute, parcel impacts and at last squandering valuable restricted data transfer capacity. To investigate the stage progress wonder saw in permeation hypothesis and irregular charts as a reason for characterizing probabilistic flooding calculations, it is discovered that the achievement rate bend for probabilistic flooding will in general become straight for Management Area Networks (MANETs) of low normal hub degree, and takes after a chime bend for MANETs of high normal hub degree. In spite of the fact that stage progress isn't watched, the probabilistic flooding upgrades the fruitful conveyance of bundles in thick systems.

The calculation acquires a problematic subcarrier distribution, and afterward single-client bit portion is applied on the designated subcarriers. Its most significant commitment was to show that the customary method for multicasting in a PC arrange all in all isn't ideal .Rather, it shows the data as being "diffused" through the system from the source to the sinks by methods for organize coding. Two variations of a vitality productive agreeable assorted variety convention are acquainted with battle blurring actuated by multipath proliferation in wireless networks. The basic procedures depend on traditional relay channell and they misuse space assorted variety. In spite of the fact that they are appealing for impromptu and shared wireless networks, they are appropriate to any remote setting and give vitality investment funds and improved system execution regarding limit . A data hypothetical upper bound on the rate per correspondence pair in a huge specially appointed remote system is determined. To altogether lessen or take out the correspondence overhead of a telecom task by applying the idea of restricted ruling sets. Their upkeep doesn't require any correspondence overhead notwithstanding keeping up places of neighboring hubs. Retransmission by just interior hubs in a commanding set is adequate for solid telecom. This outcomes in diminished conflict and impact issues in the system. Moreover, the idea of inner hubs decreases the support correspondence cost contrasted with bunched structure. To presents a diagram of significant themes and applications with regards to handing-off, it covers various methodologies of abusing the advantages of multi-bounce correspondences through fixed or potentially versatile transfers, for example, answers for radio range expansion in portable and remote broadband cell systems and answers for battle shadowing at high radio frequencies. A circulated conspire for commonsense system coding utilizes buffering to synchronize subjective bundle appearances and takeoffs at every hub. Arbitrary encoding for shifting number of bundles in the support and a parcel design gives the beneficiaries simply enough data to unravel the parcels under time-differing conditions. The plan is found to accomplish throughput near limit with low postponement. An epic balance encoding procedure that encourages window translating at the goal for a decode and-forward system is introduced.

III. METHODOLOGY

Another straightforward helpful flagging is the Amplify and-forward technique. Every client in this strategy gets an uproarious adaptation of the sign transmitted by its accomplice. As the name infers, the client at that point intensifies and retransmits this boisterous form. Despite the fact that clamor is enhanced by participation, the base station gets two autonomously blurred renditions of the flag and can settle on better choices on the recognition of data.

When all is said in done, the DF participation hand-off framework model has three hubs: source, hand-off and goal. In a DF hand-off, the procedure of transmission is separated into two stages. This is the essential objective of agreeable correspondence in wireless networks.

Subsequently, one needs to presume that while the AF convention is better for uncoded frameworks (where the error proliferation impact exceeds the clamor intensification), the inverse is valid for frameworks utilizing incredible limit moving toward codes. At long last, the mainstream assorted variety multiplexing structure (DMT, see for example) has been likewise applied to hand-off channels. Thus the agreeable correspondence appears to build the unwavering quality without expanding the quantity of reception apparatuses and the multifaceted nature by methods for helpful connection between the receiving wires. It very well may be seen that the DF convention performs better than the immediate transmission and other handing-off conventions in the event of throughput and BER. The territory where the DF Relaying ends up being profitable is likewise recognized. The Relay Station strategic maneuvers a significant job in the addition of the Cooperative communication over direct transmission.

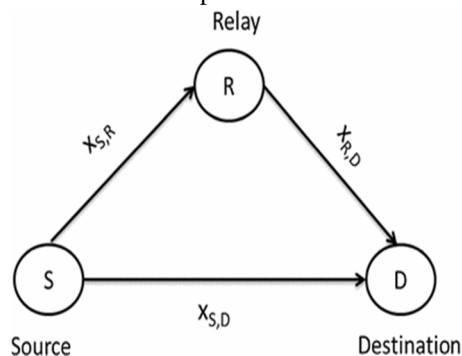


Fig 1: General framework model i.e Direct Link framework.

During the procedure of the transmission, the source transmits the data to the hand-off, and the hand-off unravels the data. After this, the transfer retransmits and advances the data to the goal hub. The transfer utilized in the framework model is thought to be a DF agreeable hand-off convention. The sign transmitted from a source is relied upon to be x with a unit vitality.

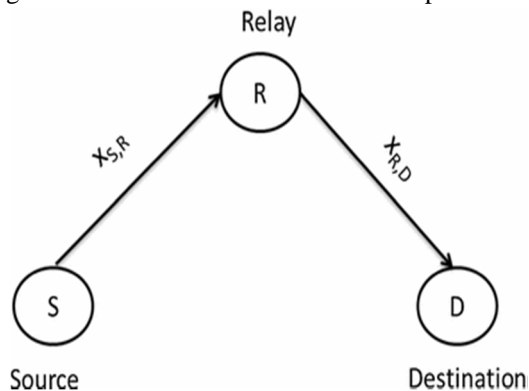


Fig 2: System model i.e Single transfer framework.

Any framework which contains more than one single transfer is Multi hand-off system. Here more than one hand-off is utilized which makes it multi hand-off framework. The single-transfer framework is extended through including of more than one relay. The BER bend is then watched.

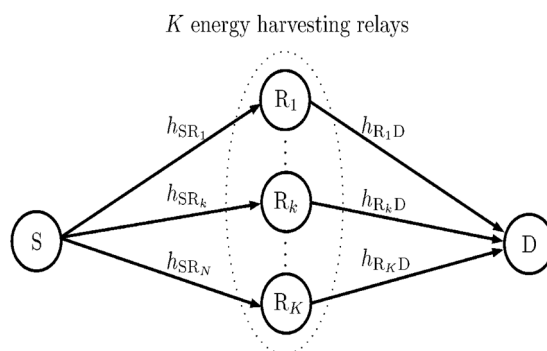


Fig 3: Multi hand-off framework

A. Simulation Tool

The hidden instrument condition that will be used to evaluate the exploration paper and reproduce the structure model is the MATLAB condition. MATLAB is a raised level programming language and natural condition that can be used in different domains, for instance, structuring, signal planning, and material science. The diversion of this paper is done by making three substance, saving them as .m record and a short time later running them using a run gadget to convey the outlines. The particular toolbox is one of existing MATLAB instrument stash was used in the paper generation to prevent the prerequisite for making packages out of unequivocal code. This particular toolbox gives and runs numerous inborn limits, for instance, balance, demodulation, uproar age and error number preparing. The authority of this paper used this toolbox by partner with her M drive from the school account remotely.

B. Existing System

A fundamental simple cell framework comprises of three sub frameworks: a versatile unit, a cell site, and a cell phone changing office with associations with interface the three subsystems. A cell phone unit contains a control unit, a handset, and a radio wire framework. The sign from the portable unit which comprises of radio wire transmits signal. This sign arrives at receiving wire at base station comprising of 3 or 6 reception apparatuses. Further signal is gotten by getting receiving wire at the recipient end. 5G correspondence is the current key pretending and existing framework in the general public. The quantity of associated gadgets is relied upon to surpass 50 billion by 2020. Portable memberships are relied upon to surpass 9.6 billion and versatile traffic is required to surpass 127 Exa-bytes around 2020.

The up and coming age of remote information systems, called the fifth era or 5G, must address limit requirements as well as existing difficulties, for example, organize unwavering quality, inclusion, vitality proficiency, and dormancy which exist with current correspondence frameworks. Such a system is regularly alluded to as a PLMN - open land versatile system. The system is made out of the accompanying elements:

- 1) Mobile station (MS): A gadget used to convey over the cell arrange
- 2) Base station handset (BST): A transmitter/recipient used to transmit/get flags over the radio interface area of the system.
- 3) Mobile exchanging focus (MSC): The core of the system which sets up and keeps up brings made over the system.
- 4) Base station controller (BSC): Controls correspondence between a gathering of BSTs and a solitary MSC.
- 5) Public exchanged phone organize (PSTN): The land based segment of the system.

GSM System Architecture

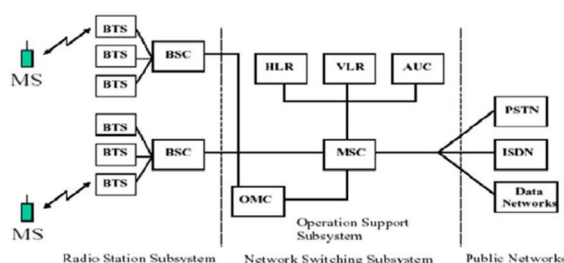


Fig 4: GSM Architecture

C. MIMO

Multiple-Input Multiple-Output shortened as MIMO. In a MIMO framework, same information is transmitted through numerous receiving wires over a similar way in a similar data transmission. Because of this each sign arrives at the accepting radio wire through a distinctive way, bringing about increasingly dependable information. The information rate likewise increments by a factor controlled by the quantity of transmit and get reception apparatuses.

D. Drawbacks

Draw backs are Low data rate, Low latency, Causes interference, High consumption of energy and Antennas isolation. Because of these issues we are switching to a new system model known as Cooperative communication.

IV. PROPOSED SYSTEM

A. Cooperative Communication

Agreeable transferring is a novel strategy for remote correspondences promising additions in throughput and vitality effectiveness. The fundamental thought sounds straight forward: A gadget transmits an information sign to a goal. A third gadget catches this transmission and transfers the sign to the goal also. At last, the goal joins the two got signs to improve translating. Because of the upside of broadcasting in remote medium, Cooperative communication has been favored all over. This correspondence permits a few hubs to helpfully transmit signs to the goal together.

Explores have demonstrated that Cooperative communication can give noteworthy enhancements in execution as far as improved transmission unwavering quality, expanded limit, spatial assorted variety and decent variety multiplexing tradeoff .

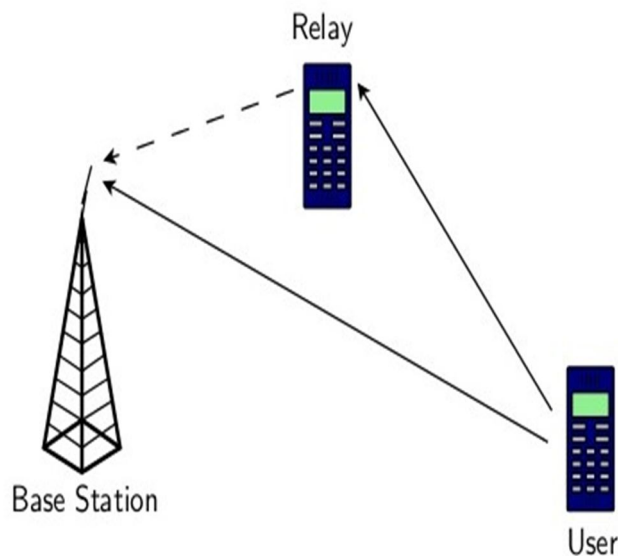


Fig5: Block Diagram of Cooperative Communication

Helpful transferring is a novel method for remote interchanges promising increases in throughput and vitality productivity. The fundamental thought sounds straightforward: A gadget transmits an information sign to a goal. A third gadget catches this transmission and transfers the sign to the goal also. At long last, the goal joins the two got signs to improve interpreting. Because of the benefit of broadcasting in remote medium, agreeable correspondence has been favored all over. This correspondence permits a few hubs to helpfully transmit signs to the goal together.

Investigates have demonstrated that agreeable correspondence can give noteworthy enhancements in execution as far as improved transmission dependability, expanded limit, spatial decent variety and assorted variety multiplexing tradeoff .. Comparative inquiries emerge for the pace of the framework. In Cooperative communication every client transmits the two his/her own bits just as some data for his/her accomplice; one may think this causes loss of rate in the framework. In any case, the phantom effectiveness of every client improves in light of the fact that, because of collaboration decent variety the channel code rates can be expanded. Again a tradeoff is watched. The key inquiry, regardless of whether collaboration merits the brought about expense, has been addressed emphatically by a few investigations.

B. Bit Error Rate

In modernized transmission, the amount of bit botches is the amount of got bits of a data stream over a correspondence channel that have been altered as a result of upheaval, impedance, reshaping or bit synchronization errors.

The bit botch rate (BER) is the amount of bit errors per unit time. The bit botch extent (also BER) is the amount of bit errors separated by without a doubt the quantity of moved bits during a considered time span. Bit botch extent is a unitless execution measure, routinely conveyed as a rate. The bit error probability p_e is the longing estimation of the bit botch extent. The bit botch extent can be considered as a harsh check of the bit error probability. This check is careful for a long time length and a high number of bit errors. The group error extent (PER) is the amount of erroneously got data bundles confined by the total number of got packages. A pack is declared misguided if in any occasion a tiny smidgen is mixed up.

The longing estimation of the PER is connoted package error probability pp, which for a data group length of N bits can be conveyed as For instance, accept this transmitted piece succession:

0110001011

Furthermore, the accompanying got bit grouping

0010101001

The quantities of bit errors (the vague bits) is for the situation 3 the BER is 3 isolated by 10 moving bits coming about in BER 0.3 or 30%. Few suspicions are to be made and perfect conditions are to be considered. Assuming that the bit errors are autonomous of one another. For little piece error probabilities and huge information bundles, this is around $P_p \approx P_e N$.

Similar estimations can be completed for the transmission of edges, squares, or images.

In a correspondence framework, the recipient side BER might be influenced by transmission channel clamor, impedance, bending, bit synchronization problems, wireless multipath blurring, and so on.

Instances of straightforward direct models utilized in data hypothesis are:

Double symmetric channel (utilized in examination of deciphering error likelihood if there should arise an occurrence of non-bursty bit errors on the transmission channel). AWGN channel without blurring. A most dire outcome imaginable is a totally arbitrary channel, where commotion thoroughly commands over the helpful sign.

This outcomes in a transmission BER of half (gave that a Bernoulli twofold information source and a paired balanced channel are expected, see underneath).

For instance, on account of QPSK adjustment and AWGN channel, the BER as capacity of the E_b/N_0 is given by:

$$BER = \frac{1}{2} \operatorname{erfc} \left(\sqrt{E_b/N_0} \right)$$

C. Amplify and Forward.

This is the most straightforward type of handing-off where the sign from the BS is just intensified by the RS and afterward sent to the M. Down fig shows the hand-off model which is planned as follows: G1 is the channel addition of source-hand-off and N1 is its commotion. G2 is the channel addition of source-goal and N2 is its clamor. G3 is the addition of hand-off goal and N3 is its clamor. In the first schedule opening, the source sends the information X1 to the hand-off and goal.

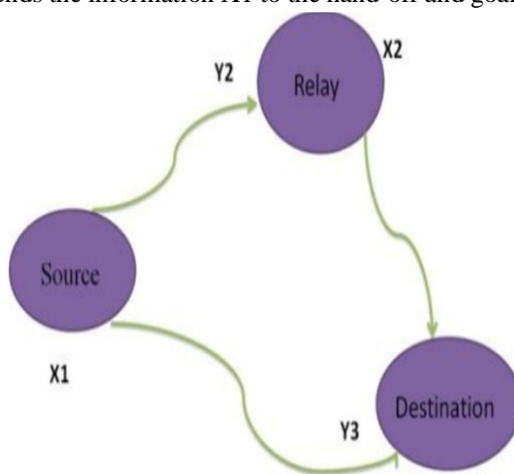


Fig 6: Relay model

$$Y_2 = G_1 * X_1 + N_1$$

$$Y_3 = G_2 * X_1 + N_2$$

Decode and Forward Strategies of Cooperative Relaying

At the relay, it processes the received signal Y2 and sends it as X2 data to the destination.

$$Y_4 = G_3 * X_2 + N_3$$

Thus at the receiver, the received signals will be:

$$Y_3 = G_2 * X_1 + N_2$$

$$Y_4 = C * G_3 * G_1 * X_1 + C * G_3 * N_1 + N$$

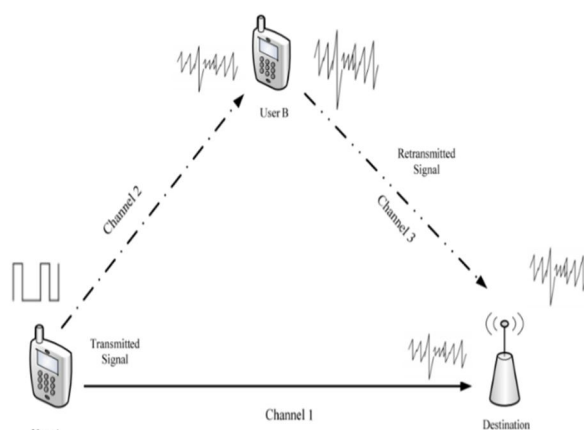


Fig 7: Cooperative Amplify and Forward method

D. Decode and Forward

This system follows that the transfer station unravels the got signal from the source hub, re-encodes it and advances it to the goal station. It is the regularly favored strategy to process information in the hand-off since there is no enhanced commotion in the sign sent.

Signs can be decoded by the hand-off totally. This takes a ton of registering time and CPU data transmission. A error adjusting code at the source makes it feasible for got bit errors to be rectified at the hand-off station. Without that, the transfer can distinguish errors in the got signal utilizing a checksum. Another execution includes translating and re-encoding the sign image by image in order to kill the deferral caused to completely disentangle and process it. This likewise deals with a circumstance where the hand-off has restricted figuring limit or touchy information to be transmitted. The agreeable correspondence is utilized in this task which is a virtual MIMO framework to give high unwavering quality and throughput. This strategy expands the unwavering quality of the correspondence with less number of gadgets. Here, every receiving wire has at least one accomplices called transfer to help with transmitting the sign. The exhibition examination of two helpful conventions for example Amplify and Forward (AF) and Decode and Forward (DF) is broke down utilizing Matlab. It is seen that the DF handing-off ends up being more profitable than the AF handing-off regarding both throughput and BER. Execution of hand-off channels under the amplify and-advance and decode and-forward conventions are analyzed by means of the limit and SNR gains. This end likewise applies to determination transferring, to the blackout likelihood/limit and the ergodic limit in a self-assertive square blurring channel, and can be additionally stretched out to half and half handing-off. The conditions under which the DF and AF handing-off have about indistinguishable execution are distinguished. Because of its various points of interest (for example improved inclusion, throughput, framework limit, battery life and so forth.). the AF convention is better for uncoded frameworks (where the error engendering impact exceeds the commotion enhancement), the inverse is valid for frameworks utilizing amazing limit moving toward codes. At last, the well known assorted variety multiplexing structure (DMT, see for example) has been additionally applied to hand-off channels.

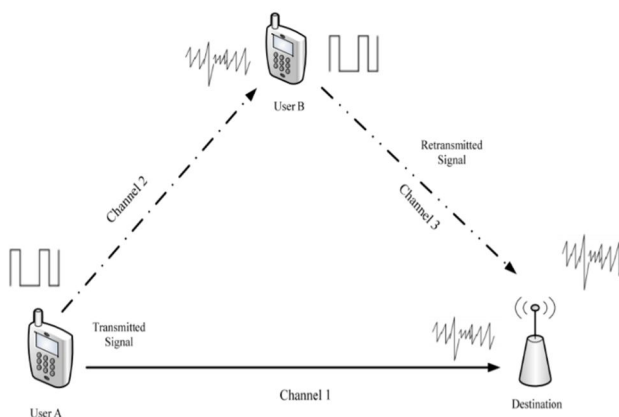


Fig 8 : Cooperative Decode and Forward

It tends to be seen that the DF convention performs better than the immediate transmission and other transferring conventions if there should arise an occurrence of throughput and BER. The region where the DF Relaying ends up being worthwhile is additionally recognized. The Relay Station strategic maneuvers a significant job in the addition of the Cooperative communication over direct transmission.

V. RESULTS AND EVALUATION.

The underlying apparatus condition that will be utilized to assess the exploration venture work and reproduce the framework model is the MATLAB condition. MATLAB is an elevated level programming language and intelligent condition that can be utilized in various territories, for example, building, signal handling, and material science. The reproduction of this is finished by composing three contents, sparing them as .m document and afterward running them utilizing a run instrument so as to deliver the diagrams. The specialized tool compartment is one of existing MATLAB tool kit was utilized in the task reproduction to forestall the requirement for composing bunches of point by point code.. The scientist of this work utilized this tool compartment by interfacing with M drive from the college account remotely

A. Direct Link System

As the essential time of the framework, the brief affiliation is created. This contains just a source and a target. From the start, the source information ought to be made discretionarily and in twofold structure utilizing the randi work randi ([0 1], n, 1), where n is the measure of bits to be prepared and one suggests a solitary segment vector. By at that point, the adjustment plan ought to be set up as a 16-QAM change utilizing the modem.qammod() work. Precisely when the equality is set up, the size of the sign social event of stars must be set at 16, as required in this undertaking . After the sign is balanced, it will utilize the method. The channel ought to be set into AWGN mode utilizing the awgn () work. The sign is then moved to the 16-QAM demodulator set up utilizing modem.qamdemod () capacity to pass on the got signal. Thusly, this sign contains unsettling influence. The SNR is set up for the range some spot in the extent of 0 and 15 dB, and it is added to 10log10 (K) to pass on a straight SNR where k = 4. After the sign is gotten, the BER is enrolled utilizing the biterr () capacity to make a BER versus SNR contort utilizing (for) circle. The cycle's beginning relies on the SNR length.

B. Single Relay System

In the accompanying stage, the structure is reached out by including an exchange center point somewhere close to the source and the objective with the proportionate SNR.

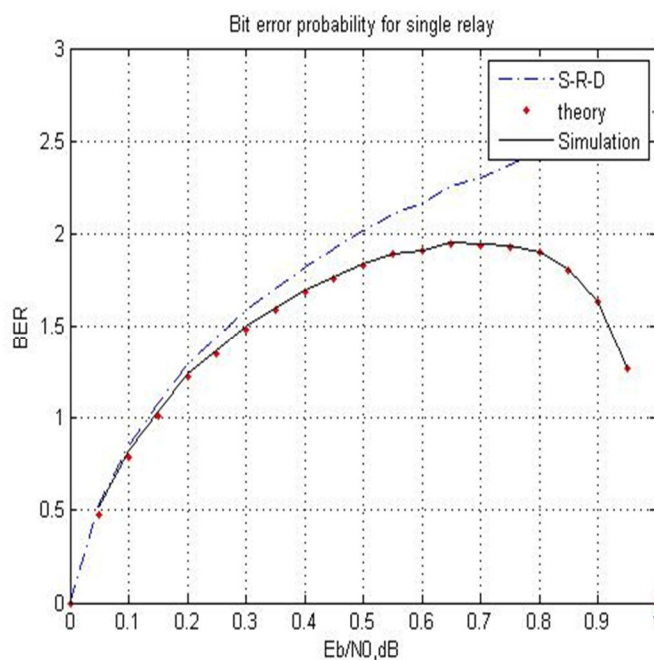


Fig 9: BER Probability for Single Relay system.

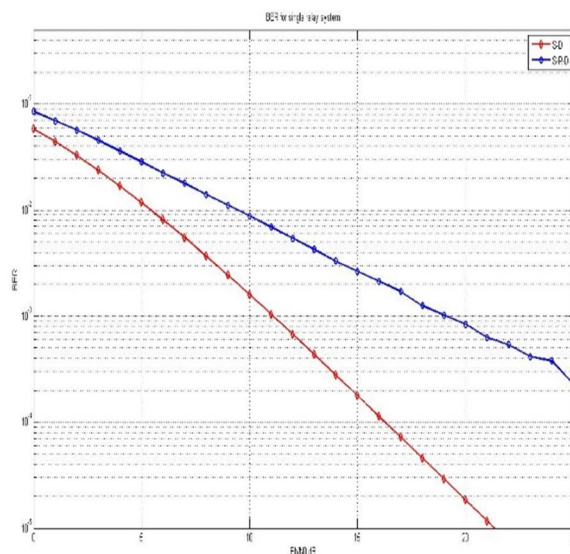


Fig 10: BER of Single relay system S-D and S-R-D.

By then, the BER is handled to empower assessment with the direct link. Single hand-off structure has no view interface among source and objective not in the slightest degree like Direct association system.

The developments happen in the subsequent affiliation, where it attempted to alter the sign. Here, the information stream must be changed into a network. This must in like way happen in the BER consider so to make the data stream reciprocals to the estimation of the main interface. Before the diagram is plotted, the bit mess up ought to be settled for the two relationship by joining the central data stream and the yield stream of the following affiliation.

The program plots two BER turns one for the view interface (in red) and the other for the relationship with existing of the hand-off (in blue), as appeared in Fig. It will as a rule be seen that the BER for the single trade interface is more shocking than the BER in the snappy affiliation.

C. Multi Relay System.

The single-transfer framework is extended through including of more than one hand-off. The BER bend is then watched. The SNR is expanded where we watch the diagram of BER is additionally diminishes. The adjustment in the x-pivot scale is done similarly as that in the single transfer chart.

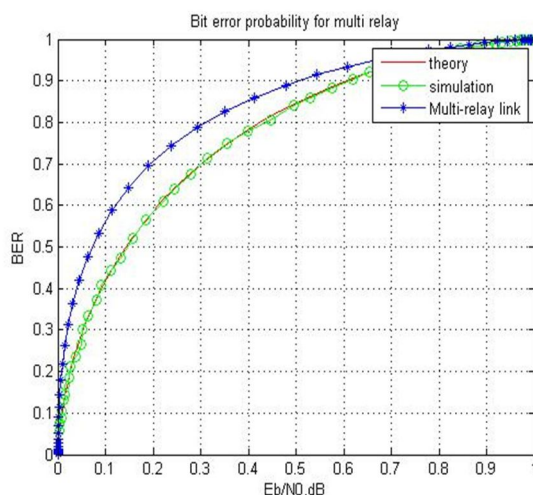


Fig 11: BER Probability for Multi-relay system

D. Comparison Between BER for the direct link system and BER for the single-relay System.

The immediate connection framework has preferable execution over the single transfer framework concerning vitality proficiency. The SNR for the both transmitter is more prominent than SNR in direct connection, hence improving the general BER for the single-transfer framework to accomplish the equivalent direct framework execution. So the above delineates the comparison between BER for Direct connection framework and BER for the single transfer framework.

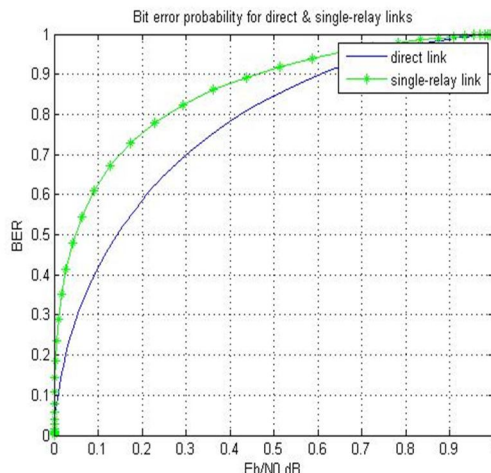


Fig 12: Comparison between BER for the direct link system and BER for the single-relay system

E. Comparison between BER for the direct link system and BER for the multi-relay system

In the event that the separation between source, transfer hub, and goal is expanded, at that point the commotion and BER can likewise be expanded. Accordingly, there is a connection among BER and SNR. Because of the view interface present in Direct connection framework the repetition factor brings down the BER in comparison with multi transfers. This is the explanation for the utilizing of Cooperative communication methods.

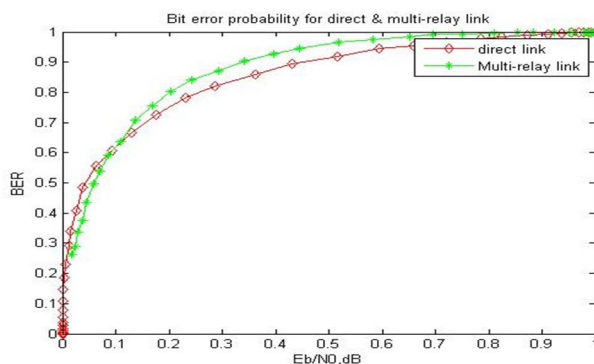


Fig 13: Comparison between BER for Direct relay and Multi relay systems.

VI. CONCLUSION

This investigated wonderful methodologies and techniques in wireless networks wanted to spare transmitted force by executing the structure model. The DF methodology is one valuable hand-off show that is utilized in the hand-off structure model. A reenactment of a fast relationship among source and goal is given, and all around BER execution is settled and examined. Likewise, a proliferation of a solitary trade framework utilizing DF to get a decent arrangement on effect and produce BER execution same as fast affiliation is apparent. These objectives of this paper are developed suitably, and the outcomes recommend that the SNR is stretched out somewhat to pass on a BER execution like that found in direct associations. To build up the examination of the force transmitted through Cooperative correspondence, increasingly focus focuses are added to the framework. Consequently, a progressively imperative proportion of transmitter power is spared with the BER. These evaluations display that move community focuses spare transmitted force and that the structure execution will be immediate improved through an ideal BER. Obviously, the impacts of various hand-askew point regions are in addition portrayed.

The outcomes demonstrated that it is best for the hand-askew to be in the purpose of union of the affiliation (equidistant from the source and the goal). Future work can in like way consolidate another pushed rule plan other than the 16-QAM—that is, the BPSK. In addition, future examination can inspect satisfying trade influence by utilizing two change plots and viewing the complexities between them in wireless networks. The framework execution can be poverty stricken down review BER execution so as to consider the transmitted force proficiency. In lovely correspondence, the trade place can unfavorably impact security. Continuously end, assailant can without an entirely astounding stretch utilize a trade community point to break the security of the structure. Thus, obliging plans are powerless against aggressors and malignant acts. These aggressors can accept the nearness of focuses and effect the data quality by sending confused data to the goal. Future appraisal can isolate the parts affecting security and build up a course of action to improve framework security utilizing gathered combination strategies. In addition, if conceivable, future examination can utilize dynamically strong shows like Amplify and-forward, to look at force and security objectives, and how the structure execution can be improved to accomplish the best BER for the remote system. Also, future examination can would like to isolate the capability among AF and DF in this framework to comprehend which is better for improving force and security in remote Cooperative correspondence.

REFERENCES

- [1] Coalitional game theory for distributed cooperation in next generation wireless networks. Ph.D. dissertation, University of Oslo, Oslo by Saad, W. (2010).
- [2] Cooperative communication in wireless networks. IEEE Communications Magazine, 42(10), 74–80 Nosratinia, A., et al. (2004).
- [3] Cooperative wireless networks: From radio to network protocol designs. IEEE Communications Magazine, 49(5), 64; Sheng, Z., Ding, Z., & Leung, K. (2011).
- [4] Decode-forward transmission for the two-way relay channels. April 2015 by Haija, A. (2015).
- [5] Cooperative communication schemes in wireless networks: A cross layer approach. Ph.D. dissertation, University of Toronto by Vakil, S. (2008).
- [6] A review on cooperative communication protocols in wireless world. International Journal of Wireless & Mobile Networks, 5(2), 107 by Garg, J. (2013).
- [7] A non-cooperative game theoretical approach for power control in virtual mimo wireless sensor. International Journal of UbiComp (IJU), 1(3), 44 by Dananjayan, P. (2010).
- [8] Cross-layer routing optimization for wireless networks with cooperative diversity. In IEEE Xplore (pp. 1–5) by Ding, Z. (2008).
- [9] Improving physical-layer security in wireless communications using diversity techniques. IEEE Network Magazine, 29(1), 42–48 by Zou, Y. (2015).
- [10] Hossain, M., et al. (2010). Decode-and-forward cooperative communications In Mobimedia conference.
- [11] Cooperative diversity in wireless networks: Algorithms and architectures. Cambridge, MA: Massachusetts Institute of Technology by
- [12] A networking perspective of cooperative spectrum sharing in wireless networks: Analysis and experiments. In Wireless telecommunications symposium (pp. 220–229) by J. Li, F. (2008).
- [13] A simple cooperative diversity method based on network Path selection by Bletsas, A., et al. (2005). In Computing research repository—Corr.



10.22214/IJRASET



45.98



IMPACT FACTOR:
7.129



IMPACT FACTOR:
7.429



INTERNATIONAL JOURNAL FOR RESEARCH

IN APPLIED SCIENCE & ENGINEERING TECHNOLOGY

Call : 08813907089  (24*7 Support on Whatsapp)