



iJRASET

International Journal For Research in
Applied Science and Engineering Technology



INTERNATIONAL JOURNAL FOR RESEARCH

IN APPLIED SCIENCE & ENGINEERING TECHNOLOGY

Volume: 8 Issue: VI Month of publication: June 2020

DOI: <http://doi.org/10.22214/ijraset.2020.6285>

www.ijraset.com

Call:  08813907089

E-mail ID: ijraset@gmail.com

Feasible Casting System using-Image Processing

Rishav Kumar¹, S. P. Ramesh²

¹Student, ²Assistant Professor, School of Computing Science and Engineering, Galgotias University- Greater Noida

Abstract: *In the world full of panic and stress and rush do anyone thinks that it is easy to take out someone's personal time to grant their choice for their electoral leader. This opting process which runs now a days since very early days is quite hours taking and hectic for the crowd.*

A single day of leave to grant the choice is thought to be a holiday by many. Therefore it is required to find a simple way to grant a choice for the selection of the representative. The FEASIBLE VOTING SYSTEM provides a huge sense in it. It makes all the work quite easy and rush free to grant a choice.

Checklist: *This is an fast way to cast the vote while sitting at own houses and eases the granting workload.*

I. INTRODUCTION

A. Setup Plan

- 1) *About The Project:* A home based granting system is a system predefined by the name itself. It furnishes the human life with the relieve or the facility to be seated at the houses and palliate vote. This setup is allay, palliate and mitigate for the working people of an estate. This setup uses many things for the identification process like the date of birth and many more. The main things are used to be the government document which is needed to be original like and identity number to classify one from the others. In this project the location doesn't matters as the fact the vote can be given or granted from anywhere and anytime. Just imagine the life being so advance as the setup being an aid.
 - 2) *Purpose And Scope*
 - a) *Vote Allay Setup Includes*
 - i) Super speedy vote giving.
 - ii) Very less amount of expenditure in the by the person to give away his choice as well as by the government.
 - iii) To guarantee the single vote giving by the single person.
 - iv) Who won't be excited to give the choice while sitting at their places and spending time with their families.
 - v) There will be a drastic increase in the graph of the abstaining people.
 - b) *Looking Forward for Abstaining:* Till now abstaining is considered as the number of people coming out for the booth to blackball. The blackball process reduces day by day because more and more people are moving abroad for the working purpose.
- Its constraints:
- i) Blackball requires less facilities for the consideration of the public.
 - ii) It secures someone's time and avoids the time wastage

II. WEB ABSTAINING

Carrying big machines for the blackballing is hard work not the smart work. In today's time we need to do the smart work to make the life more relaxing.

- A. Polling It can happen of any agency and not limited to the government agencies. The polling can be basically between few people to a large crowd. It can be done in a very short term means as well can be done for a very long term means.
- B. Regional it is basically the data extraction over a specific place. The region of the data extraction must be within the specific authorities. This can be performed in either way, the net based system or the manually blackballing system.
- C. KIOSK this has expanded the rule of the blackballing as the maximum no of people seems to be taking participate in it. It is only the cyber based blackballing no external factor can influence between it.
- D. Remote It is the oldest version of the blackballing as the single human has to visit a specific location to do the blackball. Unless or until he is not present there the vote will not be considered.

III. LITERATURE SURVEY

- A. Pallavi Kalara, Pilli Messi, together came out to be a great team. They both worked altogether on a specific type of blackball also known as the LPFE blackballing. Here the constraints are thought to be taken care of and this was completely legal way of blackballing. The government paid attention to it in 2007 and still processing to implement it in real life.
- B. Foraas C. Bimal, Their research theory deals with the feeblest amount of time to give the side to a specific party. This theory deals with the increased in the amount of the time to people to vote as well as to shut the amount of the time for the person belonging near the center of the blackball.
- C. Shiru Swami gave away with the model of the different tiers of the blackball as well as tries to make the polling independent of the government agencies so that the same way can be utilized for the private offices also.
- D. Naveen Mishra , Saurabh Mishra came out with the most suitable plane of the most tight /shut/locked system of the blackball. He insured the safety for everyone whether the one belonging to the same country or the person has taken the temporary blackballing card for the another country. He introduced the various content related to the tightness of the data.
- E. P.K Narayaan , S.R Narayan has undergone many passing tests via the council of blackballing to establish a great place under the system of allay of the blackball. They tried to figure out the dilemma of the time processing for a single blackballing. Indulging themselves so much in it that they also won the best time award .

IV. DEFINING COMPLEX ORDER

A. Existing System

The previous occurring system is a very lengthened and the clock taking system. Everyone has to come out of the zones or the residences to blackball the favorite.

- 1) Do you know that the current system contains many forgery blackballers? though the government try to vanish such person but they get one idea or the another for such things.
- 2) Danger of the rush and fights at the centers continuously arises at the current blackballing scenario.
- 3) Expense is one on the other way becomes an important point to be considered altogether with the rest of the faces.
- 4) Disabled people or the old people specially do not think that to be the efficient way to blackball as many of them cannot move out of their residents.

B. Proposed System

To face the challenges being given by the current system a new way is taken out. These ways challenge each other in many ways.

To learn about the new upcoming system which may take the place of the current system we need to learn few stuffs.

- 1) *Advantages of Proposed System:* Not at all congested to use. Open to everyone. An speedup content to fasten up the basic lives of the country and make it a developed country.
- a) *Practicability Research:* This project is considered to be the practicable feasible as they semi launch of the studied thesis has been started by the government so that sooner the implementation is done to be full. The new ways found out to be an aid to the government and the innovation of these new launches makes it more easier to implement amongst the mass.
- b) *Economically Feasibility:* Economy makes the most sense to the government and it is considered s the priority as every country wanted to be in front of the another country. The competition of the raising a country better can be furnished with the online blackballing concept.
- c) *Technical Feasibility:* The technical feasibility is considered the most important form of the development of an organization and a country. The system provides the short steps for the blackballing and is quite easy to use and implement in day to day life. The software used are also quite easy to understand and maintains the privacy.
- d) *Operational Feasibility:* The system working is quite easy to use and learn due to its simple but attractive interface. To provide the information at the right time at the right place is considered as a trait of the good application. This application deals with the correctness of the time matching and implementing the right decision.

V. SYSTEM MODULES

A. Module Design

The project contains various things:

- 1) *Working Steps:* It include the various working steps like taking input of the data and then at the time of need presenting the data and also the intermediate step is the processing and the storage of the data securely.

- a) *Candidate Registration*: To register itself for the blackballing one has to be above 18 years and to do the voting one has to submit one government document as a proof of the residence and the age.
- b) *Login*: Every voter has to login into his specific account for blackballing. For this login one must have an id, which can be phone number or email id as well as one must have a specific password. The password must be strong enough so that no one can decode it as well it should be kept secret from everyone.
- c) *Voting System*: This system gives equal rights to all for the blackball. The voting system defines a specific date to everyone to vote. When the date is over no single person can give the vote, sometimes even the time is also reserved for the same.
- d) *View Results*: The results are counted by the single votes provided. It then presents a graph that shows the basic result or we can say it displays the output in the form of graph. The graph is quite easy to understand and conclude.
- e) *Logout*: This is the basic exit page used to exit the voter from the application created.
- 2) *Administrator Module*: This module is basically used to handle all the activities or the events happening. The administrator has a specific key or the password to login into the account and handle all the events.
- a) *Add Constituency*: This is simply fixing up of the rules to blackball. The starting date and the end date and time of the voting is classified into this module.
- b) *Voters List*: It is the list of all the people who are eligible to blackball.
- c) *Candidate List*: The person who is representing a specific party. And he is standing to take up the vote of different people from a single area is classified to be a candidate. The list containing the names of the candidates is called the candidate list.

The sub-modules of head are:

- i) *Voting Structure*: This is the basic structure which helps the user to blackball over and over again after a specific period of time. All the rules defined must be followed inside this module. It is also called as the setup of the voting system.
- ii) *Voters Registration*: For the voters registration, first of all the data of the voter must be registered in the government data account. While dealing with the application people have to register with providing their one government id, email/phone number, as well as they have to set one password.
- iii) *Candidate Registration*: The candidate is registered online to get the votes for his party. In present the candidate has to register through the application to stand in the election process and then he is given the ticket of the approval.
- iv) *Counting & Categorization Of Results*: The counting of the votes is a back process and it is not visible to the users. The counting of the votes are done by classification of the different parties and it is displayed in the form of a graph.

VI. IMPLEMENTATION

A. Image Processing

In this research we have dealt with the image processing concept. In image processing the smart sensors are used to take the photo or the current photo of the voter. It can be used for the future purpose to check whether no one has done fake voting.

Various phases are:

- 1) Use of smart sensors
- 2) Deep analysis
- 3) Presentation of result

B. Fingerprint Recognition

Every smart device now a days contains the smart fingerprint sensors. After checking more and more about how to keep the data safe the one thing we found is each and every person has non identical finger scales. This theory was quite useful to identify the different individuals from one another.

VII. STEPPING DIAGRAMS

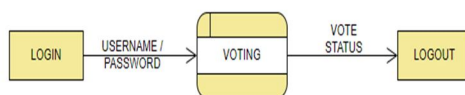
A data flow diagram is a presentation of the data in the form of the flow diagrams. These are simple and quite easily understandable pictorial representation.

There are different types of the stepping diagrams:

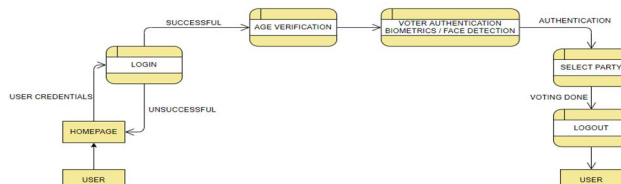
- 1) Step 0
- 2) Step 1
- 3) Step 2

These steps vary to the range of the easy to complex. The lowest and the most easy step is the 0th step, while the more data is explained in depth in the 2nd step.

0th step diagram



1st step diagram

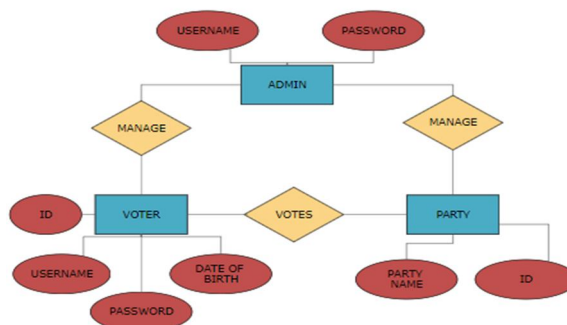


A. ER Diagram

An ER Diagram is also called as the Entity Relationship diagram. Here the ER Diagram is consist of the basic 3 entities that are Admin, Party and Voter. These three are the main entities as the data revolves around them.

The sub entities here are username, password, party name, ID, date of birth etc.

While the connectors here are quite easy that are manage and the votes. This all leads to the configuration of the ER diagram.



VIII. CONCLUSION

- The sincere project having the face recognition is an assistance to the humankind. It eases the work to vote.
- It fulfills all the future requirement and is encouraged to be used at the time of severe pandemic outside, when no one can move from their houses then this will be used the most.
- It contains all the features including fingerprint and face recognition with MAC(message authentication code) which makes it more attainable.

REFERENCE

- [1] Puru Sundra,Gaurav Jha implemented together an application , " Preferred Setup to vote " in 1997.
- [2] D. Balaguru murty " Lighting the Indian Vote System" published in 2011 and winning Times of India Award in august 2012.
- [3] Government Office (SEPTEMBER 2005) "Fingerprint an important usage".
- [4] Faina Sikka ,Pryati Sharma, "Networking Connected to Voting" Formal comittee and Research Centre PRF: 222
- [5] "Combining OF the FP and IP" Simran Singh ICC: 225637
- [6] Himanshu Agarwal, G.N.Pandey, "OVS FOR GOVTAUTHORITY", Seventh journal Sciences 2019.



10.22214/IJRASET



45.98



IMPACT FACTOR:
7.129



IMPACT FACTOR:
7.429



INTERNATIONAL JOURNAL FOR RESEARCH

IN APPLIED SCIENCE & ENGINEERING TECHNOLOGY

Call : 08813907089  (24*7 Support on Whatsapp)