



# **iJRASET**

International Journal For Research in  
Applied Science and Engineering Technology



---

# **INTERNATIONAL JOURNAL FOR RESEARCH**

IN APPLIED SCIENCE & ENGINEERING TECHNOLOGY

---

**Volume: 8      Issue: VI      Month of publication: June 2020**

**DOI: <http://doi.org/10.22214/ijraset.2020.6363>**

**[www.ijraset.com](http://www.ijraset.com)**

**Call:  08813907089**

**E-mail ID: [ijraset@gmail.com](mailto:ijraset@gmail.com)**

# Delhi Bus Navigator

Shivani Khare<sup>1</sup>, Ashvani Singh<sup>2</sup>, Harshit Kumar<sup>3</sup>, Aman Kumar<sup>4</sup>

<sup>1, 2, 3, 4</sup>Student, Department of Computer Science and Engineering, IMS Engineering College, Adhyatmik Nagar, Ghaziabad, Uttar Pradesh 201009, India.

**Abstract:** Delhi Bus Navigator aims at developing software that allows users to see information of the routes of buses. The system is designed to remove the difficulty of each user i.e. slow internet connection. To avoid that problem, we have built this application for offline use and user can access it anywhere, even while roaming.

## I. OBJECTIVE

This project aims at developing software that helps users to see the information regarding bus route. The system is developed keeping in mind the problems of every user i.e. slow internet connection. To get rid of this problem we have designed this system.

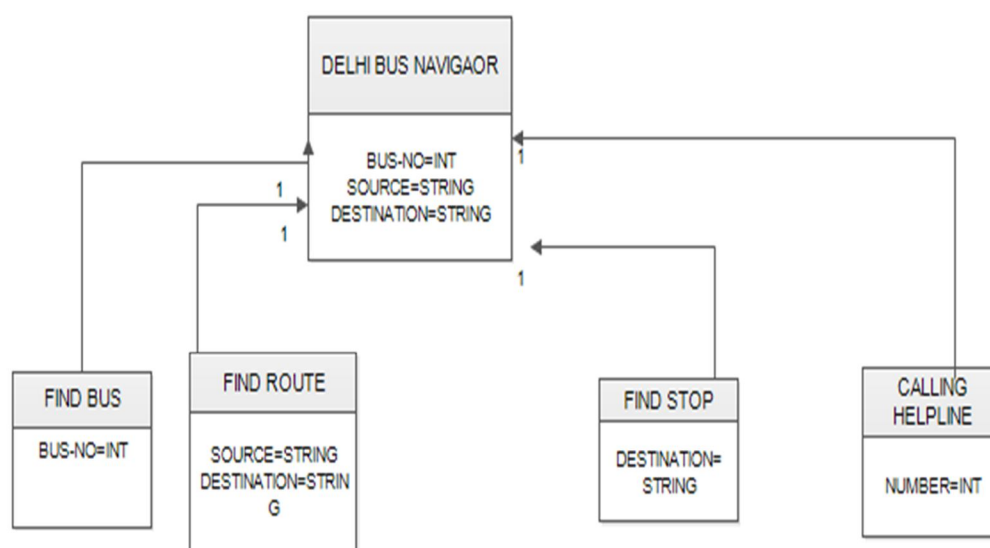
## II. INTRODUCTION

Complete information that is how many buses would be required to go to a particular area and the numbers of buses and routes from which the bus will go.

This Android based system provides important information about buses in Delhi.

- A. The phone should not lag each time any route or bus number has been requested for.
- B. It is mandatory to use Android platform.
- C. All the bus numbers must be stored in the database and retrieved whenever asked.
- D. This system must have information about all routes in Delhi.
- E. The system should be updated with the addition of new buses along with the bus numbers as well as new routes.
- F. There should not be any requirement of internet connection while displaying routes. Everything should be offline.

## CLASS DIAGRAM



### III. PROJECT CATEGORY

#### A. Tools, Platform, Software And Hardware Requirements

In this project some technologies are used like Android and Java. Android contains database Sqlite. There is no internet requirement. It has all the information regarding the buses available in delhi.

#### B. Working Methodology

WATERFALL MODEL is used here , which states that the phases are organized in a linear order. Feasibility study is the first phase. After it is completed Requirement Analysis and Project Planning starts. Then after requirement analysis design phase starts and then the coding starts. After the coding is completed, the testing phase is done. Sequence in which activities are performed in software development.

##### Requirement Analysis

- 1) Project Planning
- 2) System Design
- 3) Coding
- 4) Unit Testing
- 5) System Integration & Testing

#### C. Requirement Analysis And Specification Phase

The goal behind this phase is to understand exact requirements of the user and to document them properly. In this phase the main focus lies in what the system exactly is. In this phase a document is constructed which tells what the system will do. That is it basically describes what work is to be performed rather than how it is performed. The final document is known as Software Requirement Specification (SRS).

#### D. Design Phase

The aim of this phase is to change the requirements specification into a structure which is suitable for implementation in some programming lang. In this phase complete design is done. Then finally documentation is prepared which is known as Software Design Description (SDD).

#### E. Implementation And Unit Testing Phase

During this phase, design is implemented. After completion of SDD implementation or coding phase proceeds. At the time of testing, some activities are focused on examination and modification in code.

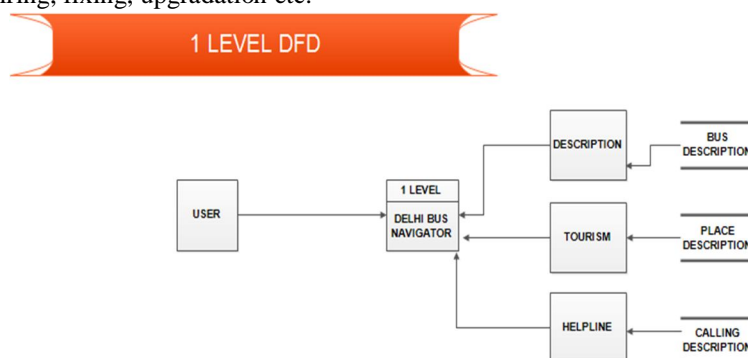
#### F. Integration And System Testing Phase

In unit testing we check that every module is correctly implemented. It gives a little chance to determine about the interface between modules. And for this integration testing of the entire system is done whereas software is part of system.

#### G. Operation And Maintenance Phase

Maintenance is the last step in this cycle. Release of software initiates the operation and maintenance phase.

Maintenance includes repairing, fixing, upgradation etc.



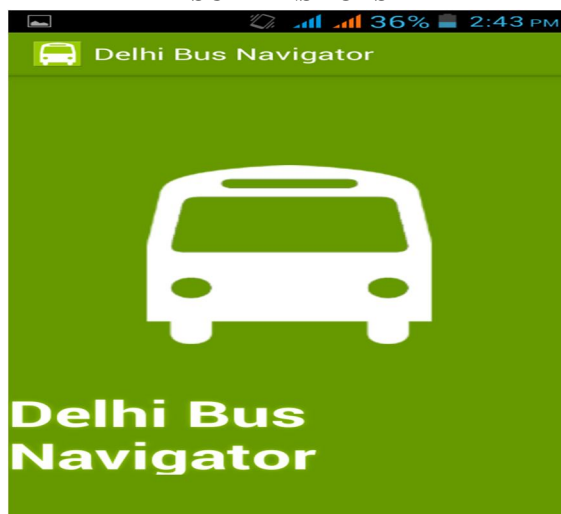
#### IV. CONCLUSION AND FUTURE WORKS

This application is user friendly. Various categories are provided to help in deciding the type of place user want to visit. Modes of commutation and food junction nearby are also mentioned. Image of the place is also shown to let user have the idea of how that place looks. This provides flexibility to accommodate future requirements. It eliminates duplicacy of works and provides an effective information system. The future scope of this system is that it will track the bus estimates their arrival times at particular bus stops. It informs the users through prevents passengers unnecessarily to wait at bus stops. For this work the GPS & GSM will be used to track the bus.

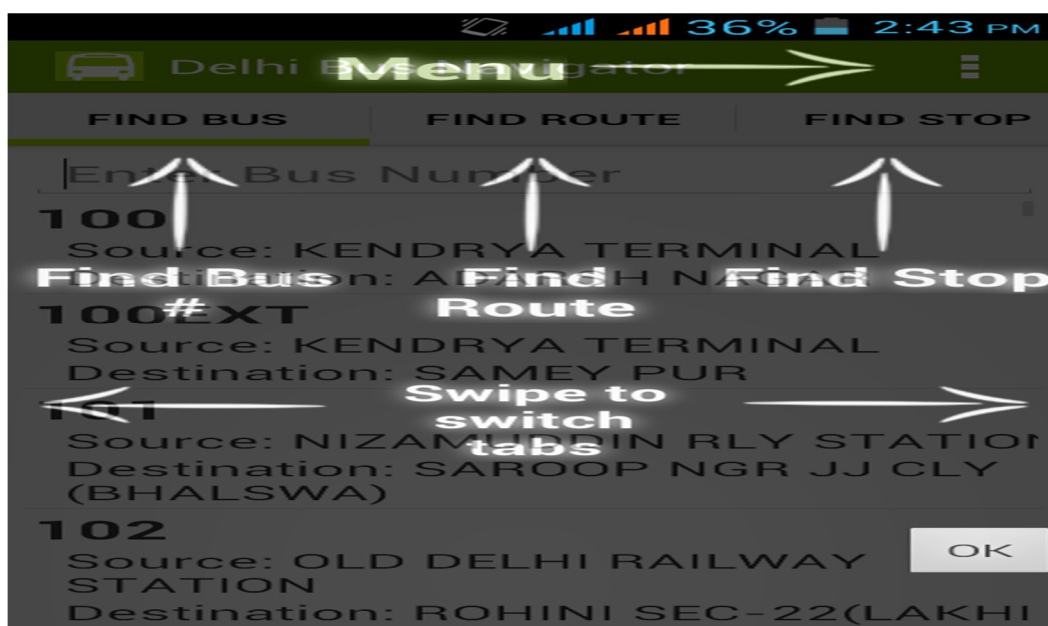
#### REFERENCES

- [1] For Facebook Share <https://developers.facebook.com/docs/android/share#linkshare>
- [2] For ImageSwitcher-  
<http://developer.android.com/reference/android/widget/ImageSwitcher.html>
- [3] For Photoshop tutorials-  
<http://www.adobephotoshoptutorials.com/free/index.php?cat=13>

#### SCREENSHOTS



Welcome Screen



Menu





10.22214/IJRASET



45.98



IMPACT FACTOR:  
7.129



IMPACT FACTOR:  
7.429



# INTERNATIONAL JOURNAL FOR RESEARCH

IN APPLIED SCIENCE & ENGINEERING TECHNOLOGY

Call : 08813907089  (24\*7 Support on Whatsapp)