



# **iJRASET**

International Journal For Research in  
Applied Science and Engineering Technology



---

# **INTERNATIONAL JOURNAL FOR RESEARCH**

IN APPLIED SCIENCE & ENGINEERING TECHNOLOGY

---

**Volume: 8      Issue: VIII      Month of publication: August 2020**

**DOI: <https://doi.org/10.22214/ijraset.2020.30818>**

**[www.ijraset.com](http://www.ijraset.com)**

**Call:  08813907089**

**E-mail ID: [ijraset@gmail.com](mailto:ijraset@gmail.com)**

# Analysis and Suggestions for Effect of Transportation on Elders - Rohtak

Govind<sup>1</sup>, Asst. Prof. Pardeep<sup>2</sup>

<sup>1</sup>M Tech Student, <sup>2</sup>Assistant Professor, Dept. of Civil Engg, Sat Priya Group of Institution, Rohtak, Haryana (India)

**Abstract:** *This is Study of Analysis and Suggestions for Effects of Transportation on Elders of Rohtak City .By the utilization of Binary Logit Model the Study of Thirteen Elder Persons of Rohtak City Concluded that the assembled condition has more prominent effect on the visit level travel choice than on action age and visit age. The interest for action is still to a great extent driven by the financial attributes, while the movement conduct at lower level of action commitment, for example, visit level mode decision, is intensely influenced by the fabricated condition. Be that as it may, the impact of fabricated condition on movement age and visit age can't be thought little of.*

## I. INTRODUCTION

The United Nations built up the Madrid International Plan of Action on Aging. This is another structure which plans to direct professionals and strategy creators in executing another way to deal with maturing a methodology like the one taken in the dynamic maturing system. In this guide, investment and strengthening which is itself a social procedure are at the same time talked about. Strengthening is accepted to improve the personal satisfaction of gatherings or potentially people in a network. This overview is revolved around examinations of life-space flexibility inside the system, and forbids clinical primers and prosperity evaluations which are overwhelmingly stressed over physical working in consistently life. The review analyzed each day development levels, which were used as a go-between everlastingly space got to inside the system. Physical and mental prosperity, challenges performing ADL, social responsibility at private (for instance friendship) and system (for instance club support) levels were evaluated. A strong association between being female, increasingly prepared, or having ADL requirements and a humbler life-space inside the system was found

The research work underlined the following aim:

- A. The effect of urban circumstances on the adaptability and speculation of the senior age bundle inside the urban Indian setting.
- B. The impact of low thickness urban conditions on the usage of different vehicle options.
- C. How transportation decisions and practices influence social investment and the reliably lives of senior urban occupants.

## II. LITERATURE REVIEW

- 1) *Lawton and Nahemow (1973)*: This is conceptualized as human ecology", which holds that one can not appreciate one segment in nature without considering its ecological elements. Moreover basic to the thought is that the intriguing blends of individual aptitude and common traits choose an individual's optimal level of working.
- 2) *Arnstein (1969); Singleton (2001)*: built up a structure which shows the exchange among individuals and their surroundings as they age. It expands on the idea of the biology of maturing (individual condition fit) and consolidates it with components of the existence course point of view to make a superior comprehension of maturing admirably.
- 3) *Stein and Moritz (1999)*: The presence course perspective isn't described inside the dynamic developing talk as either an episodic or sociological strategy. Or on the other hand possibly, it focuses on the congruity between the individual's obligation to think about themselves, and society's commitment to give palatable opportunities to redesign prosperity, security and backing as people age.
- 4) *Metz (2000)*: contends that the effect of versatility on personal satisfaction is generally not estimated and, in this way, doesn't advise travel and transport financial matters and demonstrating. Metz proposes various subjective pointers which could be identified with personal satisfaction, to be specific.
- 5) *Walker (2002)*: Dynamic developing is a thought which not simply conveys the individual's obligation to deal with him/herself all through life, anyway which also demands governments and social requests to be at risk for smoothing out open entryways for people taking everything into account Subsequently, dynamic developing is described as the route toward improving open entryways for prosperity, intrigue and security in order to update individual fulfillment as people age.

- 6) *Alsnih and Hensher (2003)*: Versatility inside the network is reliant on one's genuine physical capacity to utilize transport alternatives inside the network condition. Individuals more than 75 years may encounter versatility detriments as a result of availability issues inside the network which are identified with their wellbeing status
- 7) *Hooyman and Kiyak(2008)*: Accordingly, developing is conceptualized as a profound established procedure which is influenced by recorded, fragment and social changes (life-course perspective), and the social .
- 8) *Wahl and Oswald (2010)*: In any case, while the model shows ensure for the examination of the impact of the created condition on free living inside the system, there is up 'til now deficient research which uses this thought for this purpose.

### III. STUDY AREA – ROHTAK

Rohtak is a city and the legitimate headquarters of the Rohtak area in the Indian territory of Haryana. It lies 70 kilometers (43 mi) north west of New Delhi and 250 kilometers (160 mi) south of the state capital Chandigarh on NH 9(old NH 10). Rohtak structures a bit of the National Capital Region (NCR), so it can get unobtrusive credits for system improvement from the NCR Planning Board.[5] Rohtak is the sixth most packed city in Haryana as indicated by the 2011 assessment with people of 374,292 and Dirt slopes of coins found at Khokhrakot have lit up the path toward tossing coins in old India. The coin molds of the later Yadhyayas of the third or fourth century AD have been found in tremendous number here of the equal and resulting dates are a couple of mud sealings. A Gupta stoneware plaque and a head of later date have in like manner been found. The town continued thriving till the tenth century AD as coins of Samanta Deva, the Hindu King of Kabul have been found here.

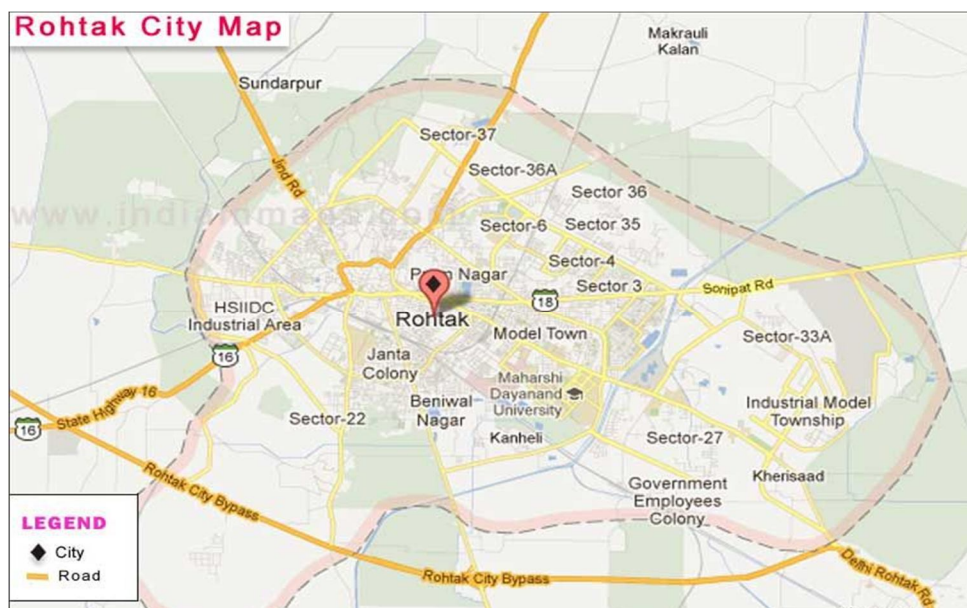


Fig.1 : Rohtak road on map.

- 1) Street availability is seen as profoundly corresponded with the decision for non-mechanized and travel. Associated hub proportion (CNR), in particular, impacts visit level mode choice in both significance and enormity. Better street accessibility would improve the likelihood of picking non-automated and travel for clinical, upkeep, and discretionary visits.
- 2) Not shockingly, we found that better travel availability is probably going to expand travel use, anyway among all the travel openness factors we gauge for this investigation, the quantity of transport stops inside a specific cushion territory of living arrangement ends up being the most noteworthy marker, now and again it is the main huge travel related variable.
- 3) From table we can see a potential relationship among's thickness and walk-travel. It is clear from this table the higher the thickness, the practically sure for more seasoned people to use travel.
- 4) The separation to a provincial movement place is corresponded with older mode decision when directing support visits. Longer separations to action focuses would diminish the utility of movement by non-mechanizedmode and travel.



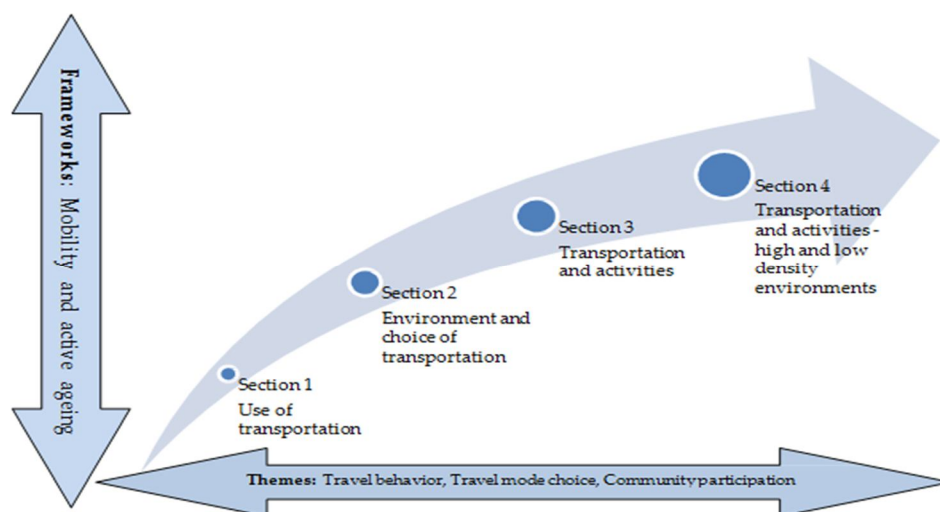


Fig.2 : Distance Travelled for Activities.

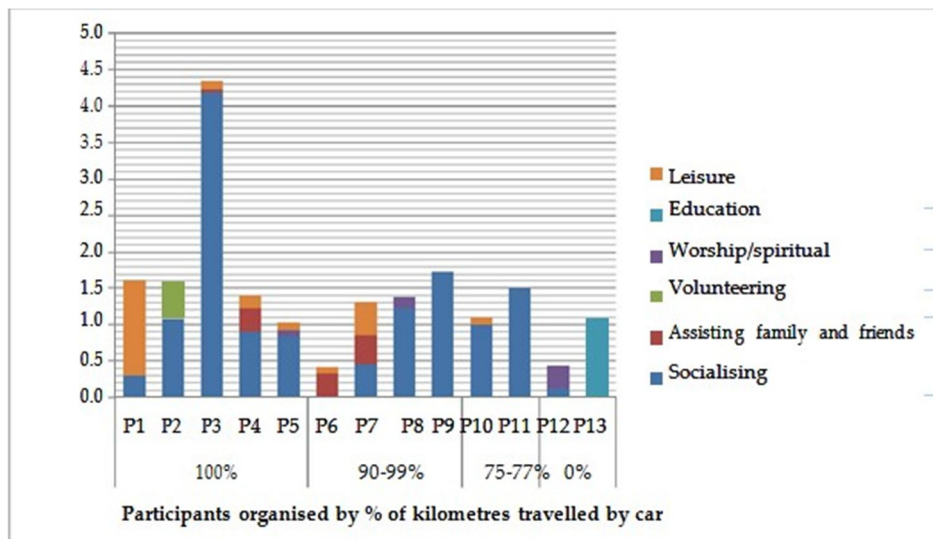


Fig.3: Time Spent in Social Activities.

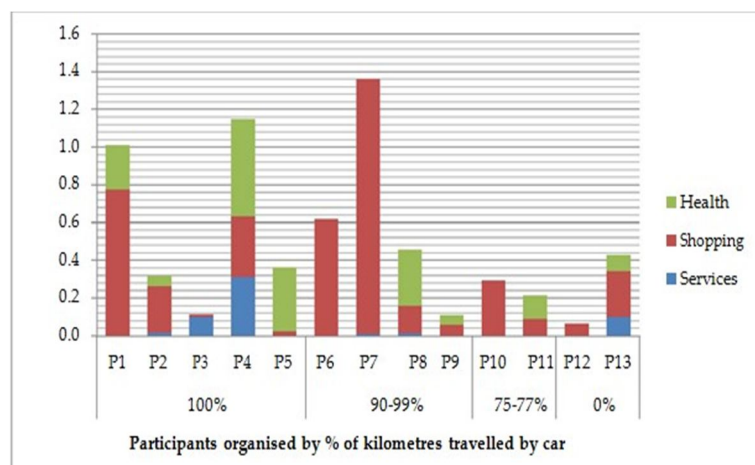


Fig.4: Time Spent In Daily Life Activities.

Populace maturing makes the requirement for social orders far and wide to create methodologies which permit more established individuals to remain drew in and taking an interest inside their networks as they age.. Given that maturing set up is the thing that most senior individuals wish for their future , it is basic to comprehend the particular, relevant elements which add to age-accommodating networks.

Low thickness conditions, the prevalent urban structure in Rohtak, demoralize cooperation in the network, particularly for senior individuals who don't have the versatility that a vehicle gives . The discoveries from this investigation recommend that it is basic to set up age-accommodating methods for transportation to upgrade more established individuals' commitment in a wide range of exercises inside their locale. The discoveries additionally propose the requirement for additional examination into this connection among transportation and support inside the network condition. This further research, thus, will empower strategy creators, and city and transportation organizers to utilize educated systems to support and encourage dynamic maturing for all residents.

#### A. Activity Generation

Table 1 Different factors tried in this model have the normal signs. Nearness to territorial movement place will expand the likelihood of movement, possibly because of the expanded number of chance close to the action community. It merits seeing that portability disabled old are substantially less liable to make a trip as per the essentialness and size of the estimation results.

#### B. Visit Generation

It presents the second phase of the model that concentrated on visit age. This model uses a twofold logit model to gauge old travel choice after some time obliged visit or unconstrained visit. Those respondents in the study who didn't report making a visit are killed from this investigation. Obligated visits are as a rule for things that must be done, including required visits (work, school, and escort) and clinical visits; while unconstrained visits incorporate support visit (shopping, eating out) and optional visits.

Table 1: Results of activity generation.

Base case: stay at home Variable	Base Model Coff.	Std. Er.	Final Model Coff.	Std. Er.
Constant	3.202**	.596	3.517**	.633
Employed	.939**	.214	.933**	.214
Age	-.029**	.007	-.032**	.007
Weekend	-.383**	.105	-.376**	.106
Mobility Impaired	-.503**	.111	-.511**	.112
Driver License	1.044**	.128	.961**	.130
No. of car	.190**	.077	.233**	.081
No. of adult	-.318**	.078	-.323**	.079
Distance to Activity Center	-	-	-.028**	.013
Net Job Density tract level (1000/mile <sup>2</sup> )	-	-	.455**	.103
MDI tract level(1000unit)	-	-	.746**	.179
Pseudo-R <sup>2</sup>	0.127		0.133	
Log-likelihood	-1585.150		-2526.969	
Sample size	2747			

\*:-significant at 90%confidencelevel;

\*\*:- significant at 95%

#### C. Road Connection:

Road network is seen as exceptionally related with the decision for non-mechanized and travel. Associated hub proportion (CNR), specifically, influences visit level mode decision in both importance and size. Better road network would improve the probability of picking non-mechanized and travel for clinical, upkeep, and optional visits. This finding is reliable with past writing that strolling is seen as most emphatically identified with proportions of convergence thickness. One intriguing finding is that road availability appears to influence strolling and biking more than travel.

#### IV. CONCLUSION

In view of the consequences of the models, we can reason that the assembled condition has more noteworthy effect on the visit level travel choice than on action age and visit age. The interest for action is still to a great extent driven by the financial qualities, while the movement conduct at lower level of action commitment, for example, visit level mode decision, is intensely influenced by the assembled condition. Road network and territorial availability are profoundly connected with older visit level mode decision as past research anticipated. Road availability has the biggest impact on older visit level mode decision, and it has bigger effect on non-mechanized mode than on travel.

#### REFERENCES

- [1] Daly, A.J., H. H. P. Van Zwam, & Van Der Valk J. (1983). Application of Disaggregate Models for A Regional Transport Study in The Netherlands. World Conference on Transport Research.
- [2] Ewing, R., & Cervero R. (2010). Travel and The Built Environment. Journal of The American Planning Association 76(3), 265-294.
- [3] Tison, J., Solomon, M.G., Nichols, J., Gilbert, S.H., Siegler, J.N., and Cosgrove L.A. (2008). May 2006 Click It Or Ticket Seat Belt Mobilization Evaluation.[Report No. DOT HS 810 979]. Presser Research Group, Inc.: Trumbull, CT.
- [4] Blomberg, R.D., Thomas, F.D., and Cleven, A.M. (2008). Increasing Seat Belt Use Through State-Level Demonstration Projects: A Compendium of Initial Findings. [Report No. DOT HS 811 014]. Dunlap and Associates, Inc.: Stamford, CT.
- [5] National Highway Traffic Safety Administration (2008). 2008 Click It Or Ticket Fact Sheet. Retrieved April 29, 2009, from <http://www.nhtsa.gov/buckleup/ciotplanner/planner09/emm/FactSheet.doc>
- [6] National Center for Statistics and Analysis (2009). Seat Belt Use in 2008 – Use Rates in the States and Territories. [Report No. DOT HS 811 106]. National Highway Traffic Safety Administration: Washington D.C.
- [7] University of Massachusetts Traffic Safety Program: UMass SAFE (2004). Summary Review of Massachusetts Seat Belt Analysis. Task 16: Safety Belt Use Behavioral Study. [Report No. 04-G016-002]. University of Massachusetts Amherst: Amherst, MA.
- [8] Insurance Institute for Highway Safety (2009). Enforcement of the Safety Belt Use Laws. Retrieved July 1, 2009, from <http://www.iihs.org/laws/SafetyBeltUse.aspx>
- [9] Governors Highway Safety Association (2009). Seat Belt Laws. Retrieved April 26, 2009, from [http://www.ghsa.org/html/stateinfo/laws/seatbelt\\_laws.html](http://www.ghsa.org/html/stateinfo/laws/seatbelt_laws.html)
- [10] United States Census Bureau (2008). Three Year Average Median Household Income by State 2005-2007. Retrieved April 26, 2009, from <http://www.census.gov/hhes/www/income/income07/statemhi3.xls>
- [11] State of Indiana (2008). Click It or Ticket “History and Timeline.” Retrieved April 29, 2009, from [http://www.in.gov/cji/files/Microsoft\\_Word\\_CIOT\\_TIMELINE\\_MAY\\_2008.pdf](http://www.in.gov/cji/files/Microsoft_Word_CIOT_TIMELINE_MAY_2008.pdf)
- [12] University of Massachusetts Traffic Safety Research Program: UMass SAFE (2009). 2009 Massachusetts Safety Belt Usage Observation Study. University of Massachusetts Amherst: Amherst, MA.





10.22214/IJRASET



45.98



IMPACT FACTOR:  
7.129



IMPACT FACTOR:  
7.429



# INTERNATIONAL JOURNAL FOR RESEARCH

IN APPLIED SCIENCE & ENGINEERING TECHNOLOGY

Call : 08813907089  (24\*7 Support on Whatsapp)