



iJRASET

International Journal For Research in
Applied Science and Engineering Technology



INTERNATIONAL JOURNAL FOR RESEARCH

IN APPLIED SCIENCE & ENGINEERING TECHNOLOGY

Volume: 8 Issue: X Month of publication: October 2020

DOI: <https://doi.org/10.22214/ijraset.2020.31882>

www.ijraset.com

Call:  08813907089

E-mail ID: ijraset@gmail.com

A Study on Image Forgery Detection

Sejal Rana¹, Simran Kaur², Aayushi Ahlawat³

^{1, 2, 3}Department of Computer Science and Engineering, Maharaja Surajmal Institute of Technology, New Delhi, India

Abstract: 'Image Forgery' is extremely pervasive in this universe of picture altering devices, for example, photoshop. As the picture is utilized for the verification processes, this is an extreme issue. Identification of a produced picture from the first one is an incredibly extreme assignment. The unaided eye can only with significant effort distinguish the altered territory from the actual Picture. Since it is indispensable to build up a technique that can differentiate the altered picture from the actual one. "Copy-Move Forgery" is a notable class of picture forgery, in which a specific piece of the picture is replicated and afterward stuck in a similar picture to conceal some significant info. "Copy-Move Forgery's" aim either making an object "imperceptible" or makes an additional picture of an item in a predefined area. This has immense application in the field of Information Security where the protection of information is of most extreme significance. This paper helps us to explore the forged region from the actual image using various techniques, which are discussed below.

Keywords: Digital Forensics, tamper detection, copymove forgery, duplicated region detection

I. INTRODUCTION

Noxiously controlling and altering of computerized pictures is accomplished due to the utilization of ground-breaking and effectively accessible picture altering devices, for example, Photoshop and Freehand. Due to this, there is a quick increment of the picture fabrication in papers, TV and web-based life. An eg. for "image forgery" is showed in Fig.1. This leads to extreme vulnerabilities and loss of believability in the advanced pictures. So detecting "image forgery" is fundamental, as the pictures are introduced as proof in the court of law. In this sense, "image forgery" recognition is the focal fascination of picture crime scene investigation.

"Copy-move-image-forgery" is one of the category of "image-forgery", which is to fix one or many copied parts of a picture into different parts of a same picture. During the "copy and move forgery", "image- processing- methods like: - rotation, scaling, blurring, compression & noise addition" are applied to make effective forgeries. Because of the feasibility of use, "copy-move-image-forgery" is very popular. Currently, there are two "copy-move-image-forgery" detection methods which include: "Block-based-algorithms" and "Feature key-point-based-algorithms".

In "block-based-method", the picture is partitioned into "overlapping/non-overlapping" pieces and "feature vector" is estimated for each piece. Related features are "extracted and matched" to find forged regions.

In "key-point-based-method", key points are obtained and these key points are matched after estimating "feature vector". The pic is not at all divided into pieces, the "feature vectors" are matched to find out the "forged regions".



Figure 1: Example of a digital image forgery

II. LITERATURE REVIEW

There have been many studies on this topic which are given below:

In [1], Fridrich et al. (2003) introduced 2 methods. Out of these two, one is dependent on an exact match for detecting & the other one is based on an estimated match.

In [2], Popescu & Farid (2005) introduced an algorithm in light of "P.C.A (Principal Component Analysis)" which is employed to clarify the variance-covariance structure of a collection of variables through linear mixtures. It is sometimes used as a dimensionality-reduction technique.

In [3], Khan & Kulkarni (2010) proposed a "copy-move image forgery" dependent on the "wavelet approach". In this, using wavelet transform for compression has been examined and "phase correlation" is used for the purpose of similarity checking to classify duplication of overlapping blocks. It involves 2 phases.

In [4], Fitzpatrick and Dent (2010) recommended a "key point-based" technique. In this initially the transform between matched S.I.F.T ("scale-invariant feature transform") key points, which are inconsiderate to "geometrical and distortions", and after that obtain all pixels within the replicated regions after lowering the estimated transforms. Since the S.I.F.T algo, sometimes is unable to find key points which are reliable in the regions with ill visual-structures. Thus, this method isn't reliable.

In [5], Li et al. (2014) presented a system for "copy move" picture fraud, in which the picture is first fragmented into non-covered patches. Further, in primary step a transform matrix is evaluated by locating the suspicious matches. Secondly, by refining the framework, presence of "copy move" picture fraud can be confirmed.

In [6], Amerini et al. (2011) proposed a strategy dependent on ("S.I.F.T") calculation. This figures out how to identify "copy move forgery" and, to recover the geometric change used for performing altering. In the initial step "S.I.F.T" highlights are removed and major points are coordinated, further the subsequent step comprises of key point grouping and tempered region detection, and the next step includes evaluation of the event of graphic change, if fabrication has been recognized.

In [8], Myna et al. (2007) introduced a methodology that uses log polar and undulating changes to discover the limit of copy-move imitation. The edge of this procedure is to decrease picture dimensions and to limit the corresponding zones.

In [9], Bing and Min (2008) evolved a procedure for limitation of "copymove" picture creation by seeking "S.V.D" which gives the clear picture of algorithms and graphically uniform component vectors. The initiated framework has lessened machine unpredictability and further increased modifying operations. In [10], Bashar et al. (2010) expanded a method that recognizes replication using 2 extreme options: "D.W.T" and ("K.P.C.A"). In this, wavelet transform is implemented by utilizing a discrete arrangement of wavelet scales and interpretations complying with some characterized rules.

In [11], Sutthiwan et al. (2010) shows a framework for outwardly hindered concealing picture that could be a mix of picture decisions removed from image brilliance by applying a rake – patch for collecting distributed images. The technique brings about 99% exactness. In [12], Hung et al. (2011) designed an approach that make use of territory replication by suggesting assess to the patch up between composed "S.I.F.T" key which demonstrates invariant mutilations that occurs because of picture feature planning. The estimation brings about typical revelation precision of ninety- nine.

In [13], Xunyu and Siwei (2011) developed another system that reinforced change invariant components. It involves feature organizing that utilizes the unavoidable confinements in composed parts.

In [14], Muhammad et al. (2012) proposed a copy move distortion framework build for the reconditioned framework ("D.Y.W.T"). Picture is rotted and detailed sub groups are formed that are further divided into covering squares and the comparability between pieces is figured. Considering high resemblance and likeness units are arranged.

In [15], Hong shao et al. (2012) proposed a region relationship methodology based on considering polar turn of events and accommodative band restriction. Fourier difference in the polar advancement on covering windows endeavour is figured with an accommodative band obstruction technique which is associated with securing a system. Resulting to assessing the turn edge of the misrepresentation area.

III. SCOPE OF THE WORK

Picture altering is an advanced technique that wants comprehension of picture properties and reasonable visual imagination. Recognizing fabrication in advanced pictures is a rising investigation field with indispensable outcomes [7] for ensuring the credibility of computerized pictures. Advanced "copymove" systems are ordered into dynamic and aloof methodologies. In dynamic methodology, the advanced picture requires some pre-handling, for example, watermark implanting or signature age at the season of making the picture, which would restrict their application in apply. Additionally, there are a huge number of computerized pictures in net which are not advanced mark or watermark. In such situation dynamic methodology may not be accommodated to see the confirmation of the picture.

IV. MATERIALS AND METHODS

A. Approach to Image-Forgery-Detection

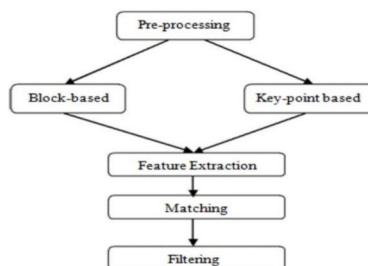


Figure 2: Steps in “Copy-Move Forgery”

The common steps included in forgery of copy-move pictures also shown in Fig 2 are:

- 1) *“Pre-processing”*: “Pre-processing” scope is enhancing image data and enhancing features which are critical for next identification. When applicable, the picture is changed over to grey-scale. The necessary “pre-processing” can be applied in both the methods.
- 2) *“Feature-Extraction”*: For “block-based-algorithms”, the “feature-vectors” for each block are obtained. But “feature-vectors” are measured just for “key-points” in the picture in key- point-based-methods, like area with entropy, etc.
- 3) *“Feature-Matching”*: The “copy-move” pairs are found after extraction of a function by checking blocks of comparative features. High resemblance are often interpreted as duplicated areas between the feature vectors. Filter related features in block-based-method measure approximate closest neighbor in “key-point-based” methods used in matching features.
- 4) *“Filtering”*: Based on a single similarity criterion, we can't predict the presence and absence of forgery. Filtering methods strategies are utilized to diminish likelihood of wrong forecast. Lastly, “post-processing” can be adjusted to protect the matches that will display a common conduct.

B. Classification of Copy-Move-Detection Technique

- 1) *“Key-Point-Based-Method”*: In literature the “key-point-based-algorithms” ordinarily require two steps to detect as well as describe “local-visual-features”. The localization of the “point of interest” is applied in primary step. Secondly, the construction of the robust local descriptors takes place, in order to make the affine transformations invariant. Due to its strength and geometric changes like rotation, scaling, occlusions and clutter, local visual features have been broadly utilized for image recovery and visual perception. Technique based on key-points operates on the entire picture. Rather than “block-based-methods”, “key point-based methods” calculate the attributes just on excessive-disorder picture areas. “Key-Point- based” strategy is classified into two procedures:
 - a) *“Scale Invariant Feature Transform- (SIFT)”*: David Lowe developed “Scale-Invariant- Feature- Transform” as a follow up of his earlier work on “invariant-feature-detection”. The creator planned a strategy for identifying particular “invariant highlight” from pictures that are thereafter utilized to achieve dependable coordinating between distinctive sees of an object. The most concepts utilized here are: to begin with “distinctive-features of the invariants” and second is “reliable-matching”. In a “S.I.F.T”, key points for objects are originally obtained from a set of source image and deposited into a database. And then in a new picture an entity is identified by separately differentiating each characteristic from the new picture into this database and using Euclidean distance of their attribute vectors to find applicants combining attributes. With this complete set of duplicates, the sub-sets of key points accepting the object and its place, scale and direction in the new image are found to filter out good equivalents. For the determination of consistent clusters an effective hash table exertion of the generalized Hough transform is applied continuously. Any cluster of 3 or more properties accepting and forming an object would then be subject to complete design validation foreseeing and ultimately eliminating anomaly.
 - b) *“Speeded Up Robust Features-(SURF)”*: Bay.et.al. created the “Speed-Up-Robust-Feature- Detector(S.U.R.F)” algorithm in 2006. “S.U.R.F” calculation is quick and strong highlight finder. The coordinating speed was somewhat advanced compared with the “S.I.F.T”. “S.U.R.F” is an invariant include to scaling and revolution. “S.U.R.F” locator isn't suitable for recognizing the locale duplication in case of exceedingly compressed “J.P.E.G” picture and level replicated districts and it is appropriate for non-flat copy locales. It is the location and description of an invented district attribute. “S.U.R.F” procedure is generally pertinent for steps such as substance recognizable proof, picture authorizing, gathering or 2D revamp. It is somewhat radiant with the scale- invariant include change (“S.I.F.T”) caption.

- 2) **“Block-Based-Method”**: “Block-based” strategies parts the picture into a “fixed-sized” rectangular shaped parts. And thereafter a “feature-vector” is calculated for each such field. In this particular method “D.C.T” works effectively.
- a) **Discrete Cosine Transformation-(DCT)**: The “copy-move-forgery” discovery (CMFD) based on “D.C.T”, at first proposed by Fridrich et. al. where first the tempered picture is decomposed into a few covering squares of defined sizes and “D.C.T” of each of these squares is computed. The quantized coefficients which contain greatest picture data are helpful in identifying the copied pieces of the picture. “Discrete Cosine Change” [DCT] is an imperative method or strategy to change over a flag into basic recurrence component. It is broadly utilized in picture compression strategies like in “J.P.E.G” compression. It changes over each pixel esteem of a picture into its comparing recurrence esteem. In this strategy, input picture is first changed over to its gray-scale. Afterwards, it is part into a covering square of the same size. To calculate “D.C.T” coefficients, “D.C.T” is applied to each square. Coordinating sets are found by calculating and normalizing the move vectors. Presently for recognizing the tempered districts within the manufactured picture, all sets of blocks are found which have normalized move vectors more prominent than the edge esteem.

V. RESULT AND DISCUSSION

The copy-paste-detection process operates on multiple photo formats like “J.P.E.G” format, as it is not dependent on any inaccuracies or changes because of compression techniques. However, the algorithm run on different sample of images, it is important to notice a selected sort of “image-forgery” i.e. wherein a region of the picture is “copied and pasted” somewhere else in the same photograph. This is commonly performed to make an associate object disappear from the photograph via protecting it with the help of a portion copied from another portion of a photograph. Organized regions, including grass, or material with uneven designs, are perfectly suited in this case due to the fact that the “copied-areas” will mix with the backdrop and naked-eye cannot effortlessly observe any suspicious item. Since the replicated parts are of same picture so, its noisy- component, “color-palette”, “control-range” and mostly other critical assets corresponds to rest of the picture and hence will not be recognizable by processes that are based on -incompatibilities in “statistical-measures” in exceptional segment of the photograph.




Figure 3: Original




Figure 4: Tampered

The pictures shown above i.e. Fig 3 and Fig 4 were taken arbitrarily from anywhere and stored like bmp, jpeg, png. In Fig 4 a stochastic rectangular vicinity was copy and pasted onto a random non- overlapping region within this picture.




Figure 5: Final Output

The matching blocks found within the image are shown in Fig 5 i.e. the method detects the “copy- move-forgery”.

VI. APPLICATIONS

- 1) *Medical Imaging*: In the medical field, sometimes the report of the patient is disguised. Due to the incorrect diagnosis, the patient is forced to undergo certain costly treatments. This usually happens when there is incorrect reporting of diagnosis or sometimes the bill is impersonated.
- 2) *Banking*: Bank fraud is the use of illegitimate means to earn money, assets, or other property owned or held by a monetary organization, or to take money from investors by fraudulently pretending as a bank or other monetary organization. In many situations, bank fraud is a felonious offense. Forgery occurs when somebody alters a cheque by altering the sign or some other essential information. Changing the amt of the cheque, such as joining a zero to the end of a no., can turn a \$40 cheque into a \$400 cheque, thus giving plenty of money to the forger.
- 3) *Forgery in Legal Documents*: Forged documents are composed to prove false claims. These documents generally relate to the cases about deception, embezzlement, misappropriation, disproportionate assets, anonymous complaints, theft or criminal wrongdoing, and corporate deceptions.
- 4) *Forgery in News and Journalism*: Forging the correct statistics and proving the viewers with incorrect ones is mostly done by the media. Producing the forged documents/images in order to defend oneself is widely done by the media.

Because of the above wrongdoings, the forgery detection techniques are widely needed.



Figure 6: Image-forgery in case of medical-science and Banking

Legal processing Documents



News/Journalism



Figure 7: Image-Forgery in case of Legal Documents and Journalism

VII. CONCLUSION AND FUTURE WORK

Over the last few years multiple “forgery-detection- techniques” are planned in which “passive-forgery- detection-techniques” are quickly growing within the area of analysis. “Copy-move-forgery” has emerged as a primary frequent and easy image governance technique. Here, we tend to target on methods through which we are in a position of guarantee to identify “copy-move-forgery” in digitalized imaging which include “feature-extraction”, matching and decision making. Here, the benefits and ill-effects of “image-forgery-detection” algorithms, with their ability to perform on an oversized sample set are also discussed. It is clear that no algorithm would work flawlessly in every situation, however the range of images used has allowed the user to make a decision on the algorithm best suited to their needs. Therefore, the final result of every algorithm ranges widely on the particular form of forgery contained within the image.

Future research will concentrate on enhancing area- localization accuracy as well as extending the method for detecting other forms of image falsification. But it ought to be stated that sector is quickly spreading therefore, the effects acquired guarantees a big enhancement in “forgery-detection” within endless group action among creators of “image-forgery” along with detectors of “image-forgery”.

REFERENCES

- [1] Fridrich, J., Soukal, D., & Lukáš, J. (2003). Detection of Copy-Move Forgery in Digital Images. in Proc. Digit. Forensic Res. Workshop, Cleveland, OH.
- [2] Popescu, A., & Farid, H. (2005). Exposing digital forgeries by detecting traces of resampling. *IEEE Transactions on Signal Processing*, 53(2), 758-767.
- [3] Khan, S., & Kulkarni, A. (2010). Robust method for detection of copy-move forgery in digital images. 2010 International Conference on Signal and Image Processing.
- [4] Fitzpatrick, L., & Dent, M. (2010). Region Duplication Detection Using Image Feature Matching. *IEEE Transactions on Forensics and Security*, 5(4).
- [5] Li, J., Li, X., Yang, B., & Sun, X. (2014). Segmentation-Based Image Copy-Move Forgery Detection Scheme. *IEEE Transactions on Information Forensics and Security*, 10.
- [6] Amerini, I., Ballan, L., Caldelli, R., Bimbo, A. D., & Serra, G. (2011). A SIFT-Based Forensic Method for Copy-Move Attack Detection and Transformation Recovery. *IEEE Transactions on Information Forensics and Security*, 6(3), 1099-1110.
- [7] Pun C., Yuan, X., & Bi, X. (2015). Image Forgery Detection Using Adaptive Over Segmentation and Feature Point. *IEEE Transactions on Information Forensics and Security*, 10(8).
- [8] Myna, A., Venkateshmurthy, M., & Patil, C. (2007). Detection of Region Duplication Forgery in Digital Images Using Wavelets and Log-Polar Mapping. *International Conference on Computational Intelligence and Multimedia Applications (ICCIMA 2007)*.
- [9] Kang, X., & Wei, S. (2008). Identifying Tampered Regions Using Singular Value Decomposition in Digital Image Forensics. 2008 International Conference on Computer Science and Software Engineering.
- [10] Bashar, M., Noda, K., Ohnishi, N., & Mori, K. (2019). Exploring Duplicated Regions in Natural Images. *IEEE Transactions on Image Processing*, 1-1.
- [11] Sutthiwan, P., Shi, Y. Q., Su, W., & Ng, T. (2010). Rake transform and edge statistics for image forgery detection. 2010 IEEE International Conference on Multimedia and Expo.
- [12] Huang, Y., Lu, W., Sun, W., & Long, D. (2011). Improved DCT-based detection of copy-move forgery in images. *Forensic Science International*, 206(1-3), 178-184.
- [13] Pan, X., & Lyu, S. (2010). Region Duplication Detection Using Image Feature Matching. *IEEE Transactions on Information Forensics and Security*, 5(4), 857-867.
- [14] Muhammad, G., Hussain, M., & Bebis, G. (2012). Passive copy move image forgery detection using undecimated dyadic wavelet transform. *Digital Investigation*, 9(1), 49-57.
- [15] Shao, H., Yu, T., Xu, M., & Cui, W. (2012). Image region duplication detection based on circular window expansion and phase correlation. *Forensic Science International*, 222(1-3), 71-82.

AUTHOR PROFILE

- A. **Sejal Rana**, is a final year student pursuing B.Tech in Computer Science & Engineering from Maharaja Surajmal Institute of technology, GGSIPU, New Delhi, India.
- B. **Simran Kaur**, is a final year student pursuing B.Tech in Computer Science & Engineering from Maharaja Surajmal Institute of technology, GGSIPU, New Delhi, India.
- C. **Aayushi Ahlawat**, is a final year student pursuing B.Tech in Computer Science & Engineering from Maharaja Surajmal Institute of technology, GGSIPU, New Delhi, India.



10.22214/IJRASET



45.98



IMPACT FACTOR:
7.129



IMPACT FACTOR:
7.429



INTERNATIONAL JOURNAL FOR RESEARCH

IN APPLIED SCIENCE & ENGINEERING TECHNOLOGY

Call : 08813907089  (24*7 Support on Whatsapp)