



IJRASET

International Journal For Research in
Applied Science and Engineering Technology



INTERNATIONAL JOURNAL FOR RESEARCH

IN APPLIED SCIENCE & ENGINEERING TECHNOLOGY

Volume: 9 Issue: III Month of publication: March 2021

DOI: <https://doi.org/10.22214/ijraset.2021.33382>

www.ijraset.com

Call:  08813907089

E-mail ID: ijraset@gmail.com

Sum Rate Analysis and Power Allocation in Massive MIMO for Energy Harvesting and Simultaneous Wireless Information Power Transfer

Qazi Faizan¹, Dr. Rajat Joshi²

^{1,2}Department of Electronics and Communication Engineering, ADESH institute of technology, Mohali, Punjab

Abstract: *Initial endeavors on Wireless Power Transfer (WPT) have concentrated towards long-range transmission and high control applications. In any case, the lower attainable transmission proficiency and potential wellbeing concerns emerging due to high power applications, have caused restrictions in their further improvements. Because of gigantic vitality utilization development with consistently expanding associated gadgets, elective remote data what's more, control exchange methods have been significant for hypothetical research as well as for the operational expenses sparing and for the maintainable development of remote correspondences. In such manner, Radio Frequency Energy Harvesting (RF-EH) for a remote correspondences framework introduces another worldview that enables remote hubs to revive their batteries from the RF flag rather than fixed power networks and the customary vitality sources. In this methodology, the RF vitality is collected from encompassing electromagnetic sources or from the sources that directionally transmit RF vitality for EH purposes. Prominent research exercises and significant advances have happened in the course of the most recent decade toward this path. Along these lines, this paper gives an extensive review of the condition-of-craftsmanship procedures, in light of advances and open issues exhibited in Simultaneous Wireless Information Power Transfer (SWIPT) for sum rate analysis and power allocation in Ma-MIMO. More in particular, this paper recognizes a definite portrayal of different potential developing innovations for the fifth era (5G) correspondences with SWIPT/WPT to sum rate and power allocation in different antenna schemes. Additionally, we give some intriguing exploration difficulties and suggestions with the goal of animating future research in this developing area.*

Keywords: *RF Wireless Power Transfer Antennas, 5G Communications, Sumrate, SWIPT, RF Energy Harvesting, Power Allocation in Ma-MIMO.*

I. INTRODUCTION

The inevitable destiny of portable interchanges is relied upon to be out and out unique in relation to what we are acclimated today. While enthusiasm for a flexible portable broadband will continue expanding, to an incredible degree driven by first rate recordings and better screen goals, we are currently progressively observing the impact of the human possible results of development as the things around us end up being dependably related. In addition, the quick development of remote information administrations driven by savvy gadgets, the remote web and basic difficulties of existing cell systems are the root driving us to turn upward the up and coming age of remote systems. As of late, there have been a few reports on executing self-continued correspondence frameworks to help ideas like Internet-of-Things (IoT), fifth era (5G) remote systems, and so on. while keeping up Quality of Service (QoS). A few early examinations have been done to utilize sustainable vitality assets to gather vitality inside correspondence systems. In any case, the sporadic and unforeseeable nature of regular vitality sources at times can cause a negative effect on QoS and additionally significant reaping innovations might be just appropriate in specific conditions. Remote power exchange (WPT) is one of the vitality gathering innovations that conquers a portion of the previously mentioned impediments where gadgets can charge their batteries (control sources/vitality store) from electromagnetic radiation remotely. Strategies of remote power exchange can be classified as radiative and non-radiative. In the non-radiative method, control is exchanged by attractive fields through the inductive coupling between the loop of wires or by electric fields utilizing the capacitive coupling between metal cathodes. In the radiative method, control is exchanged by a light emission radiation. Diverse WPT advancements, recorded in Table 01, vary as far as the range in which they can exchange control proficiently.

Table 1. Different Technologies in WPT

WPT Technology	Distance/Range	Antenna
Inductive coupling	Up to one meter - Short distance	Wire coils
Resonant inductive coupling	Several meters in indoor and outdoor environments	Tuned wire coils, resonators
Capacitive coupling	Up to one meter - Short distance	Electrodes
Magneto dynamic coupling	Up to one meter - Short distance	Rotating magnet
Microwaves Far field	Up to several kilometers	Rectennas,
Parabolic dishes	Light waves Far field - Up to several kilometers	Lasers, lenses, photocells

The idea of simultaneous information and wireless power transfer (SWIPT) was initially proposed in [1]. Afterward, in [2], SWIPT was considered for transmitting both power and data at the same time by presenting basic changes in the collector structure. The proposed two beneficiary designs utilizes SWIPT systems to reap vitality and interpret data utilizing the radio recurrence (RF) signals, which can convey both vitality and data in the meantime, got from the transmitters in the system. Late SWIPT advancements separate the received signal in the areas of time, power, radio wires, and space and so on.

II. WPT MODULE COMPONENTS

Trading electromagnetic power remotely can be ordered into three unmistakable cases: (a) Near field power exchange utilizing inductive, capacitive or thunderous coupling that can move control in the scope of tenths of Watts, over short separations of up to one meter (sub-wavelength). (b) Far field mandate power radiating, requiring order reception apparatuses, that can move control in the scope of a few mWatts at separations of up to a few meters in indoor and open air situations. (c) Far field, low-control, surrounding RF power rummaging including collectors that sharply search the power transmitted from open irregular transmitters (PDA base stations, TV broadcasting stations) for their correspondence with their companion hubs. For this last case the gathered power is in the scope of a few μ Watts, and the correspondence range can be up to a few km expecting there is sufficient power thickness. While there are a few applications identified with close field remote charging, for example, remote charging of electric vehicles, phones or other hand-held gadgets, the principle focal point of this paper will be on far field WPT which includes the utilization of reception apparatuses imparting in the far field. .

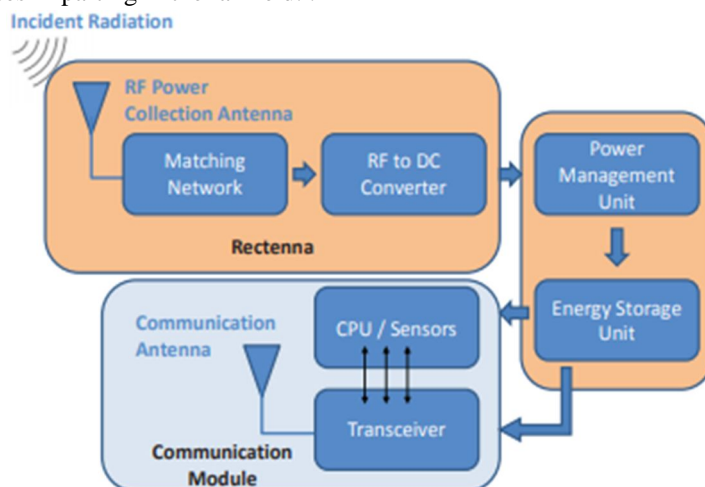


Fig. 1. Block diagram of a typical power scavenging module powering a communication transceiver.

Fig. 1. Block diagram of a typical power scavenging module powering a communication transceiver Wireless Power Receiver Module:

A wireless power forager or receiver comprises of the accompanying segments: A recipient receiving wire or reception apparatus cluster, a coordinating system, a radio recurrence to coordinate current (RF-DC) converter or rectifier, a power the board unit (PMU) and the vitality stockpiling unit [3]. Upon the fruitful charging of the vitality stockpiling unit, the capacity unit, as a rule a battery-powered battery or a super capacitor, will give capacity to the focal handling unit (CPU), the sensors and the low obligation cycle correspondence handset.

III. TECHNIQUES FOR SWIPT

Early information hypothetical investigations on SWIPT have expected that a similar sign can pass on both vitality and information without misfortunes, uncovering a crucial exchange off between information and power exchange [10]. Be that as it may, this synchronous exchange is unimaginable by and by, as the vitality collecting activity performed in the RF space wrecks the information content. To for all intents and purposes accomplish SWIPT, the got sign must be part in two unmistakable parts, one for vitality collecting and one for information decoding. In the accompanying, the techniques that have been proposed to accomplish this sign part in various areas (time, power, antenna, space) are discussed.

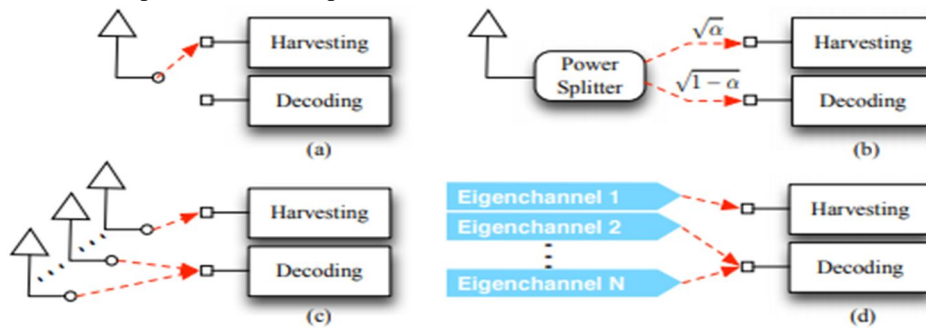


Fig.2. SWIPT transmission techniques in various areas: a) period, b) power, c) antenna, and d) space; α signifies the PS factor.

A. Time Switching (TS)

In the event that TS is utilized, the receiver switches in time between information decoding and vitality reaping [6]. For this situation, the sign part is performed in the time area and along these lines the whole sign got in one schedule opening is utilized either for information decoding or power exchange (Fig. 3a). The TS technique takes into consideration a straightforward equipment usage at the receiver however requires precise time synchronization and information/vitality booking.

B. Power Splitting (PS)

The PS technique accomplishes SWIPT by part the got sign in two floods of distinctive power levels utilizing a PS part; one sign stream is sent to the rectenna circuit for vitality gathering and the other is changed over to baseband for information decoding (Fig. 3b) [6]. The PS technique involves a higher receiver multifaceted nature contrasted with TS and requires the enhancement of the PS factor α ; be that as it may, it accomplishes momentary SWIPT, as the sign gotten in one schedule vacancy is utilized for both information decoding and power exchange. In this way, it is progressively reasonable for applications with basic information/vitality or postpone limitations and closer to the information hypothetical ideal.

C. Antenna Switching (AS)

Normally, antenna clusters are utilized to produce DC power for dependable gadget activity. Motivated by this methodology, the AS technique powerfully switches every antenna component between decoding/redressing to accomplish SWIPT in the antenna space (Fig. 3c). In the AS plan, the accepting antennas are separated into two gatherings where one gathering is utilized for information decoding and the other gathering for vitality collecting [6]. The AS technique requires the arrangement of an advancement issue in every correspondence outline so as to choose the ideal task of the antenna components for information decoding and vitality collecting. For a MIMO unravel and-forward (DF) hand-off channel, where the hand-off hub employs the harvested vitality so as to retransmit the received signal, the enhancement issue was figured as a rucksack issue and unraveled utilizing dynamic programming in [7]. Since ideal AS experiences high intricacy, low-unpredictability AS components have been conceived which utilize the standards of summed up choice consolidating (GSC) [7]. The key thought of GSC-AS is to utilize the L out of NT antennas with the most grounded channel ways for either vitality (GSCE technique) or information (GSCI technique) and the rest for the other task.

D. Spatial Switching (SS)

The SS technique can be connected in MIMO setups and accomplishes SWIPT in the spatial area by misusing the various degrees of opportunity (DoF) of the impedance channel [8]. In view of the solitary esteem decay (SVD) of the MIMO channel, the correspondence connection is changed into parallel eigenchannels that can pass on either information or vitality (Fig. 3d). At the yield of each eigenchannel there is a switch that drives the channel yield either to the traditional decoding circuit or to the amendment circuit. Eigenchannel task and power allotment in various eigenchannels is a troublesome nonlinear combinatorial enhancement issue; in [8] an ideal polynomial unpredictability calculation has been proposed for the unique instance of boundless most extreme power per eigenchannel.

IV. ENERGY HARVESTING AND CHARGING SYSTEM

Fig. 1 demonstrate the square graph of the framework, where RF signals produced by numerous RF sources are caught by antenna. Utilizing coordinating circuits for the antenna alongside a rectifier, produced DC power is utilized by charging controller to run cell phone terminal capacities or recharge its battery.

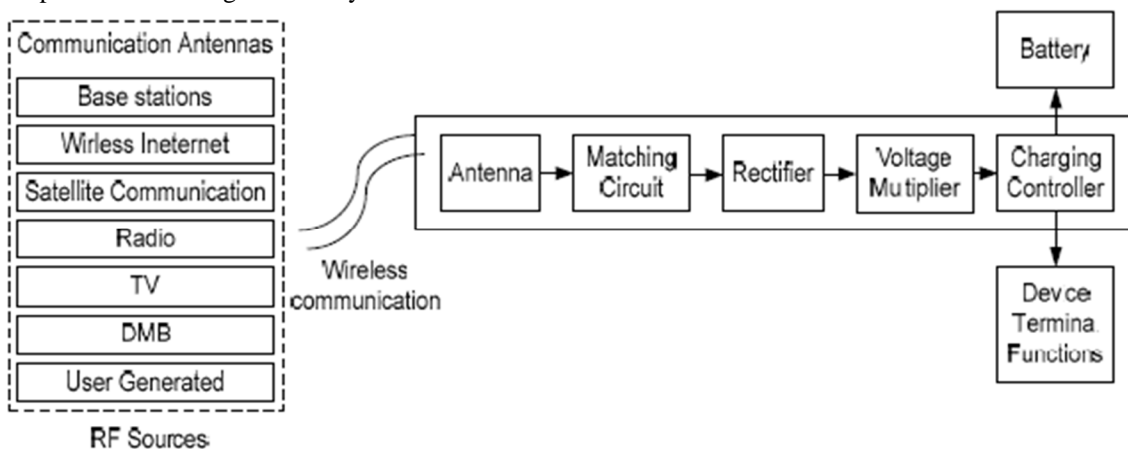


Figure 3: Wireless Charging System Architecture

This circuit will charge the battery by using the surrounding RF signal. Circuit will change over the RF signal to DC signal, and utilizing the DC signal to charge the battery. Complexities emerge when we attempt to gather energy from numerous RF sources. A RF energy harvesting framework execution was shown by [20] utilizing limit of four comparable antennas in same space. An energy harvesting framework was considered through simulation and experimentally acquired information for down to earth structure of the Smart energy harvesting circuit, as appeared in the figure-2. The fundamental thought behind framework was to utilize numerous antennas to gather RF energy from various frequencies. The circuits should be balanced by utilizing a controller to survive the issue of recurrence hopping and recurrence tuning of signals. Additionally a wideband receiver antenna can be utilized which would probably catch signals from different sources.

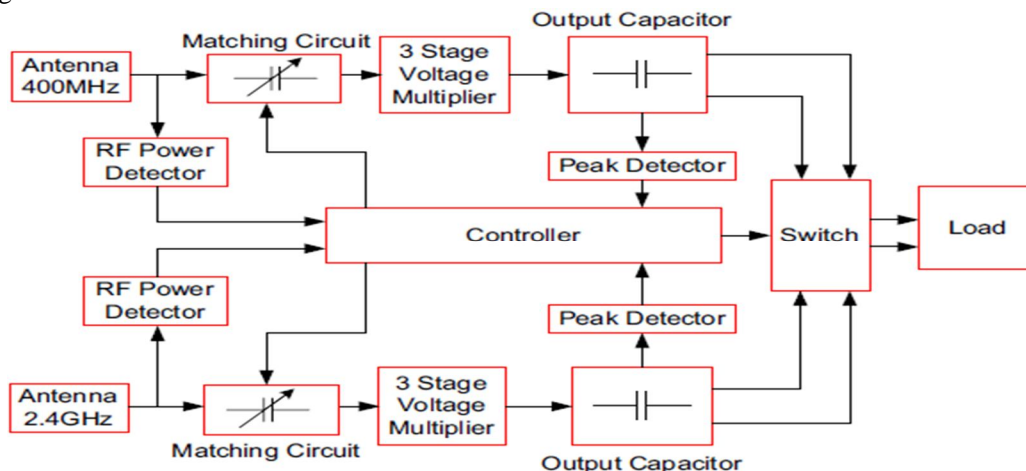


Figure 4: System diagram of Proposed Smart RF Energy Harvester

Utilizing Commercial of the Shelf (COTS) (financially accessible discrete hardware) Components the framework was roughly tried for the usefulness and execution. RF power identifier IC (LTC5505) was utilized with both the antennas. Ctune of Matching Circuit was physically tuned in reaction to the RF Power Detector and yield power. Antenna was coordinated utilizing experimentation ("toughening") exact methodology. Three-Stage voltage multiplier, comprising of schottky diodes is clarified in segment V. The charging controller or Power Management circuit goes about as a switch. Utilizing the battery power level as a source of perspective it charges the gadget battery or run the gadget terminal capacities if battery is completely energized or just running the terminal capacities is required as in battery less gadgets. The switch can without much of a stretch be structured utilizing a low power MOSFETs as comparator.

V. SIMULATION RESULT

This paper implements simultaneous wireless information and power transfer (SWIPT) at antenna level and perform different calculations using MATLAB software. Some of them are viz 1. Calculate sum rate without interference (by removing interference from MR), 2. Calculate power allocation with ZF, 3. Calculate sum rate with ZFBF, 4. Compute sum rate using the capacity. Figure 5 (a,b) shows the plot for number of users vs spectral efficiency and figure 5(c,d,e) shows plots for number of base station antennas vs spectral efficiency.

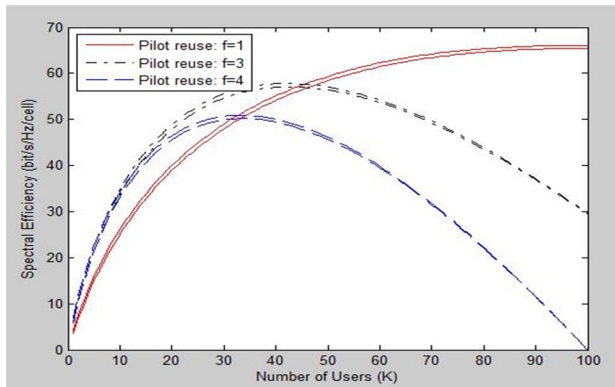


Figure 5(a)

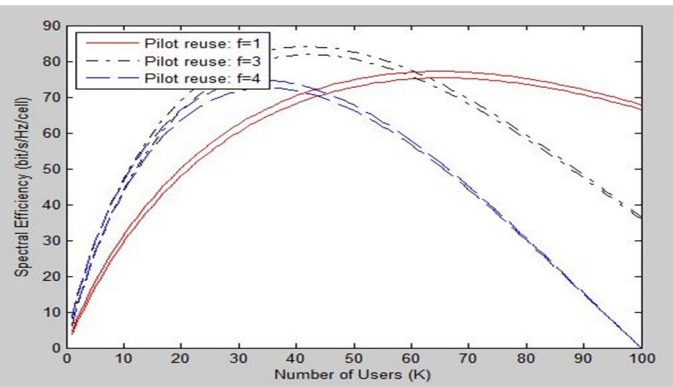


Figure 5(b)

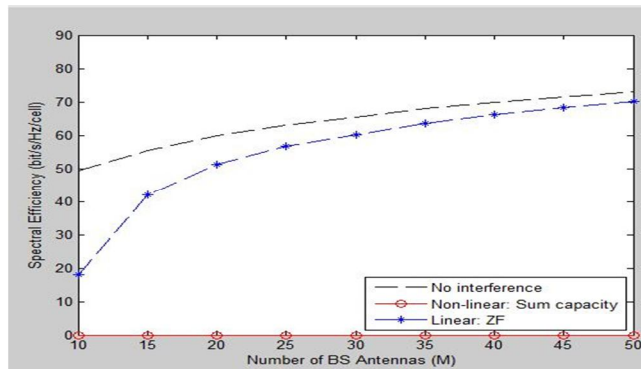


Figure 5(c)

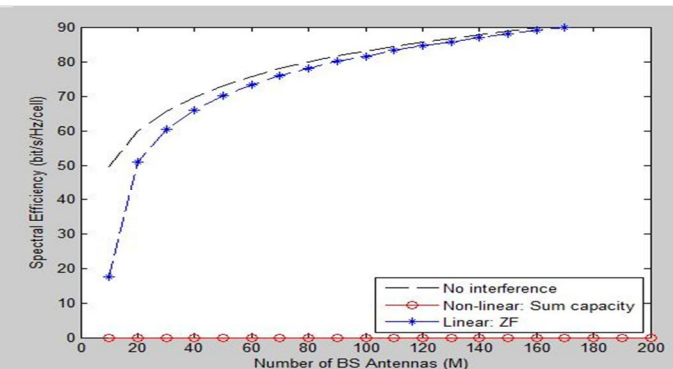


Figure 5(d)

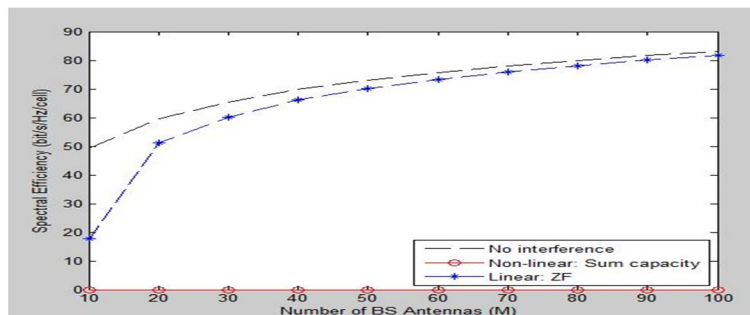


Figure 5(e)

VI. CONCLUSION

In this paper, the antenna determination and power portion is proposed for the Ma-MIMO systems and the presentation is assessed. By initiating every antenna, the power expended at the transmitter circuit expands which result in poor vitality proficiency of the framework. The antenna determination plan diminished the quantity of RF chains utilized in the framework bringing about low unpredictability and huge diminish in the power utilization. With this methodology the whole rate boost is accomplished. Aside from the transmitter control utilization at the BS, different power utilization model is talked about in this paper. So as to decrease the absolute power utilization at the transmitter side, the ideal power allotment is joined with antenna choice to expand the whole rate with diminished power utilization.

VII. ACKNOWLEDGEMENT

I concede the way my guide Dr. Rajat joshi played an important role in carrying out this work and all those difficult times when it was looking like a blind alley. She gave me confidence and motivated me to take up this work. All my toiling efforts were based on her motivation. Finally, i would like to mention my parents which are the be-all and end-all inspirations and motivations to me.

REFERENCES

- [1] Ijaz, A., et al. Enabling massive IoT in 5G and beyond systems: PHY radio frame design considerations. *IEEE Access*. 2016;4:3322–3339.
- [2] 5GNOW deliverable D3.2_v1.3. 5G waveform candidate selection. 2014.
- [3] NGMN. 5G white paper.
- [4] Xiao, P., Toal, C., Burns, D., Fusco, V., Cowan, C. Transmit and receive filter design for OFDM-based WLAN systems. In: *International Conference Wireless Communications and Signal Processing (WCSP)*; October 2010; IEEE; pp. 1–4.
- [5] Bala, E., Li, J., Yang, R. Shaping spectral leakage: a novel low-complexity transceiver architecture for cognitive radio. *IEEE Vehicular Technology Magazine*. 2013;8(3):38–46.
- [6] Siobhan, P., Siclet, C., Lacaille, N. Analysis and design of OFDM/OQAM systems based on filterbank theory. *IEEE Transactions on Signal Processing*. 2002;50(5):1170–1183.
- [7] Farhang, A., Marchetti, N., Doyle, L.E. Low complexity transceiver design for GFDM (forthcoming). arXiv:1501.02940.
- [8] Du, J., Xiao, P., Wu, J., Chen, Q. Design of isotropic orthogonal transform algorithm-based multicarrier systems with blind channel estimation. *IET Communications*. 2012;6(16):2695–2704.
- [9] Vida Vakilian, Thorsten Wild, Frank Schaich, Stephan ten Brink, Jean-Francois Frigon, Universal filter multi-carrier technique for wireless system beyond LTE, *Global Workshop Broadband Wireless Access*, 2008, pp. 223–228.
- [10] Ivan Gaspar, Maximilian Matthe', Nicola Michailow, Luciano Leonel Mendes, Dan Zhang, Gerhard Fettweis, GFDM Transceiver using Precoded Data and Low-complexity Multiplication in Time Domain, 2015, pp. 1–4.
- [11] The impact of Timing and Frequency Offsets on Multicarrier Waveform Candidates for 5G. Amir Aminjavaheri, Arman Farhang, Ahmad RezazadehReyhani Behrouz Farhang- Borophene, CTVR/The Telecommunications Research Centre, Trinity College Dublin, Ireland.
- [12] ICT-317669 METIS Project, Scenarios, Requirement, and KPIs for 5G Mobile and Wireless Communication System, www.metis.2020document.com.
- [13] 5g Radio Access Ericsson White Paper, 2013.
- [14] Farhang, A., Marchetti, N., Figueiredo, F., Miranda, J.P. Massive MIMO and waveform design for 5th generation wireless communication systems. In: *1st International Conference on 5G for Ubiquitous Connectivity (5GU)*; November 2014; IEEE; pp. 70–75.



10.22214/IJRASET



45.98



IMPACT FACTOR:
7.129



IMPACT FACTOR:
7.429



INTERNATIONAL JOURNAL FOR RESEARCH

IN APPLIED SCIENCE & ENGINEERING TECHNOLOGY

Call : 08813907089  (24*7 Support on Whatsapp)