



IJRASET

International Journal For Research in
Applied Science and Engineering Technology



INTERNATIONAL JOURNAL FOR RESEARCH

IN APPLIED SCIENCE & ENGINEERING TECHNOLOGY

Volume: 9 Issue: III Month of publication: March 2021

DOI: <https://doi.org/10.22214/ijraset.2021.33440>

www.ijraset.com

Call:  08813907089

E-mail ID: ijraset@gmail.com

Frequency Stability Improvement of Power System using ABC Algorithm

T. Sripriya¹, T. Rajkumar²

¹M.E (Power System Engineering), The kavery Engineering College, Mecheri.

²Assistant professor, Department of electrical and electronic engineering, The kavery engineering college, Mecheri.

Abstract: Line commutated HVDC frameworks are broadly utilized because of their powerful evaluations. In any case, one of the impediments of such HVDC frameworks is the high danger of com-change disappointments when AC unsettling influences emerge. These disappointments ordinarily create in the inverter station. At the point when bombed recompense happens, the LCC HVDC framework is extraordinarily upset bringing about loss of force transmission. Also, the fast in-wrinkle in the immediate current during fruitless replacement brings about extra weights on the thyristor valves. While trying to lessen the likelihood of ineffective compensation, a substitution disappointment anticipation work is added to the HVDC framework controls. At the point when an AC framework aggravation is identified, this capacity is initiated with the point of adjusting the terminating request at the inverter station. Since the point commitment from the capacity is free of the base inverter annihilation point, this methodology has impediments under certain AC issues. In our work, a substitution disappointment avoidance work dependent on voltage-time zone commitment was planned and executed. Reenactment results show that both the proposed and existing capacities are similarly insufficient in alleviating the primary recompense disappointments when three stage shortcomings are applied. Notwithstanding, the proposed work is more compelling in moderating the primary replacement disappointment when single stage deficiencies are applied contrasted with the current capacity. In 17% of the examined cases, enhancements were enrolled when the proposed work was used. In addition, in 25% of the situations when three stage flaws were applied, the proposed work decreased the event of multi-valve replacement disappointments.

Keywords: LCC HVDC transmission systems, commutation failure prevention, AC faults

I. INTRODUCTION

High Voltage Direct Current (HVDC) frameworks are generally utilized in significant distance electric force transmission organizations. This is owing for their potential benefits, for example, mass force transmission with lower energy misfortune, interconnection of nonconcurrent networks, and the controllability of HVDC frameworks, which upgrade network steadiness with changing burden elements. Each HVDC station comprises of in excess of a converter for redressing or upsetting electric flow. To get actually and financially ideal transmission, the voltage is changed to an appropriate level by a transformer. Also, there should be channels on the AC side to smoothen the current from the HVDC valves and receptive force remuneration on the AC lines. The converter valve comprise s of an enormous number of thyristors associated in arrangement to withstand the high voltage levels used in HVDC frameworks. For effective exchanging of a thyristor valve, the inside put away charges ought to be eliminated with the end goal that the valve can set up forward voltage impeding capacity. Something else, the procedure valve will recon conduit when it is forward one-sided, therefore intruding on the current compensation measure and expanding the odds of a recompense disappointment. Replacement disappointment can be characterized as an unfavorable powerful occasion that happens when a converter valve that should kill, keeps on directing without moving its current to the following valve in the terminating succession. Its event causes brief interference of communicated force and stresses the converter hardware. Moreover, it can bring about critical direct current increment and in this way lead to extra warming of converter valves, thusly shortening their life expectancy.

A. Background

Framework shortcomings on the AC networks associated with a line-commutated HVDC framework with thyristor based innovation bring about voltage unsettling influences as voltage size decrease and additionally stage move. On the off chance that the unsettling influence is adequately extreme, the force transmission is hindered by likewise called substitution disappointment. At the point when a recompense disappointment happens, the ordinary succession of correcting as well as reversing is upset. In a HVDC framework dynamic execution study, where the control framework is enhanced for a specific framework, one of the errands is to change a capacity called Commutation Failure counteraction (CFPrev).

This capacity identifies unsettling influences in the AC organization and feeds into other part so the control framework so the likelihood of a compensation disappointment happening is diminished. This strategy has shown great moderation capacities for single stage AC flaws, just as for rehashed replacement disappointments coming about because of three stage deficiencies.

Right now, the CFPrev work comprises of two distinct parts: The indicator (CF-Pred) that is consistently dynamic and yields a sign when the danger of substitution disappointment is expanded and the identifier (CFDet) that acts when a replacement disappointment has happened. On recognition of AC deficiencies, CFPrev will give a point commitment to one of the control blocks bringing about prior terminating, subsequently expanding the replacement edge and moderating compensation disappointment. CFPrev likewise sends the point commitment to another control square to get a decrease in the most extreme restriction of the terminating point. This is done to take into account prior terminating of the following valve in the terminating arrangement. The current CFPrev yields a point commitment which is autonomous of the base elimination point permitted. This represents a test in light of the fact that under certain issue cases, the point commitment is restricted and accordingly lacking to relieve compensation disappointments.

B. Objective

This paper target planning and carrying out another CFPrev work dependent on a voltage-time region commitment rather than a point commitment just like the case with the current capacity. CFPrev dependent on point commitment is to a great extent autonomous of the annihilation point at which the inverter is working. Moreover, this postulation looks to assess the exhibition enhancements of the proposed CFPrev work.

II. LITERATURE SURVEY

Q.Tao et.al (2019), presents a novel transient security evaluation (TSA) strategy for cross breed AC/DC frameworks with VSCHVDC through port energy. The port energy of VSC-HVDC is portrayed as the capacity of port state factors and control factors. The portrayal of port energy incredibly improves the exactness of the transient steadiness examine and can be reached out to discretionarily control gadgets. Simultaneously, this methodology can try not to form energy work with the complex inner controls of VSC-HVDC. Besides, iterative potential energy limit surface (IPEBS) is utilized to TSA. The most extreme potential energy is looked on the flimsiness of rotor point's swing bends as the basic energy through the spot item standard. At that point, the impact of the VSC-HVDC for transient dependability is considered, including the VSCHVDC bandwidth of dynamic and receptive force. The exactness of the proposed energy work count is examined by means of the diverse issue area.

Jiawei Hu et.al (2020) portrays the replacement disappointment of Line Commutated Converter-High Voltage Direct Current (LCC-HVDC) can't be dodged. This paper presents a novel transient steadiness evaluation approach for AC/DC cross breed framework thinking about persistent replacement disappointment. To start with, the origination and numerical foundation of Maximum Lyapunov Exponent (MLE) of exchanging framework is presented, and the exchanging pay network is determined. Then, the exchanging framework model of AC/DC half and half framework considering constant compensation disappointment brought about by AC issues is set up. Based on exchanging pay, the MLE of exchanging framework is determined precisely, and the MLE based measures are proposed to evaluate the transient steadiness of the exchanging framework. At last, the altered 39-transport framework with LCC-HVDC added and the genuine force framework are utilized as test frameworks to research the legitimacy and viability of the proposed transient solidness appraisal approach.

N. Fernandopulle and R. T. H. Alden (2020), portrays a typical guess utilized in the induction of the Transient Energy Functions (TEFs) for AC/DC power frameworks is the oversight of HVDC elements. The differential conditions that address HVDC elements are utilized to ind the flaw on direction yet not to infer the TEF. This prompts a mistake in TEF-based strength expectation. In this paper, a strategy is introduced to determine the TEF with HVDC elements included. By utilizing this improved TEF, the precision of the solidness expectation in AC/DC frameworks is improved. What's more, because of the consideration of differential conditions that address HVDC elements in the TEF, the estimation of the post-issue Stable Equilibrium Point (SEP) should be done just a single time. This lessens the CPU time needed to in the Transient Energy Margin (TEM). The strategy is approved utilizing a few test frameworks by contrasting outcomes and those got from time recreation. The new transient energy work is utilized in various investigations to set up its handiness.

Yinbiao Shu et.al (2017), depicts Strong DC coupling with frail AC and enormous scope sustainable power coordination are the two critical qualities of super high-voltage AC/DC (UHVAC/DC) crossover power lattices in China. Solid coupling among AC and DC networks and the diverse joining execution of sustainable power sources have significantly changed the soundness attributes of the force framework.

The conventional solidness control framework is insufficient for the strength control of UHVAC/DC power lattices. This paper investigates the necessities for building a coordinated protection framework in an UHVAC/DC half and half force network (for example power framework assurance). The definition, undertone, and planning standards of force framework insurance are advanced. The connection between the force framework insurance and the customary three-safeguard lines is examined. The plan standards, general equipment design and primary elements of a force framework insurance are introduced. Key issues and advancements are indicated in the development of the force framework insurance.

Jingzhe Tu et.al (2015), presents high-voltage direct current (HVDC) lines with enormous breaking point are being accused of higher repeat, the characteristics of "strong" DC and "weak" AC transmission in the power network are subjects of interest. In particular, the coupling and joint effort between the sending-side and receiving side AC systems interconnected by huge degree DC joins is securing importance. In this paper, the impact of the different HVDC replacement disillusionment on the strength of the sending structure under different power stream headings is bankrupt down subject to the threearea AC/DC tantamount model. The standard influencing segments and the counter-measures are analyzed, and the single HVDC line thwarting is taken as a relationship. Finally, the results are checked using the North China-Central China-East China power grid case structure. The assessment gives a reason and reference to ensure security and sufficiency of the overly high-voltage (UHV) AC/DC cross variety power organization.

III. PROPOSED SYSTEM

A. Causes Of Commutation Failure

Commutation failures in HVDC systems principally happen as an outcome of voltage plunges because of AC framework blames or exchanging activities near the inverter station. Since the AC voltage plunges bring about both voltage extent decrease and stage point move, they may influence the replacement cycle prompting recompense disappointments. Fundamentally the event of three occasions previously or during the recompense interaction could finish into replacement disappointments. These occasions are: A decrease in the commutating voltage.

- 1) A sudden increase in the direct current.
- 2) A hardware malfunctioning in the firing control.

Disturbances in the commutating voltage is the most well-known of each of the three occasions, it is owing to balanced and unsymmetrical shortcomings in the associated AC frameworks and can never be totally stayed away from. During typical inverter activity, the ostensible terminating or postpone point is deliberately picked with the end goal that an adequate eradication point is gotten to evade substitution disappointments. Notwithstanding, when there is an unexpected change in the framework conditions previously or during the compensation cycle, the excess voltage-time territory perhaps lacking for fruitful replacement. The even three stage flaws bring about a reasonable decrease of all stage voltage extents. It be that as it may, doesn't twist the stage points. The event of these issues prompts are conduit particle in the AC framework voltage just as a transitory increment of direct current at the inverter station. Furthermore, unsymmetrical shortcomings which are the most widely recognized happening deficiencies in power frameworks bring about bends of the subsequent commutating voltage. These flaws lead to stage point shifts notwithstanding are conduit particle of the commutating voltage extent. Also, the voltages any desire for the commutating voltage is misshaped and as a rule results into anon-sinusoidal commutating voltage. The unsettling influences in the commutating voltage can likewise be acquainted due with exchanging activities, for example, transformer invigorating in, or near the inverter station.

The second occasion whose event could prompt substitution disappointment is an unexpected expansion in the inverter station direct current. This occasion is generally because of framework deficiencies, yet could likewise be brought about by quick control framework activity. An expansion in the immediate current will build the time required for commutating the current. Accepting the terminating point stays unaltered, the annihilation point diminishes in understanding. To ensure that the leftover voltage-time zones adequate for fruitful replacement, the terminating point is changed in accordance with the new immediate current level. At long last, an inward glitch of the converter terminating control framework or an activity of the assurance capacity could prompt recompense disappointment. Disappointment of the CFC would mean no terminating beat for the following valve in the terminating grouping coming about into replacement disappointment. The Artificial Bee Colony (ABC) calculation is a multitude based meta-heuristic calculation that was presented by Karaboga. It was propelled by the keen rummaging conduct of bumble bees. The model comprises of three fundamental segments: utilized and jobless searching honey bees, and food sources. The initial two parts, utilized and jobless scavenging honey bees, look for rich food sources, which is the third segment, near their hive. The model likewise characterizes two driving methods of conduct which are essential for self-sorting out and aggregate knowledge: enrollment of foragers to rich food sources bringing about certain input and deserting of helpless sources by foragers causing negative criticism.

B. Implementation Of Proposed Work

- 1) *HVDC Technology:* An ordinary line commutated converter HVDC system involves in any occasion one converter station at the sending and tolerating terminations and the transmission medium. The converter stations at each end are practically identical and contain converters, converter trans-formers, consonant channels, shunt capacitors and DC smoothing reactors.
- 2) *Converter Station:* The standard piece of the converter station is the converter which involves thyristor valves. The converter is liable for power change either from AC to DC (rectifier) or DC to AC (inverter) dependent upon what is needed. Each thyristor valve involves a particular number of plan related thyristors to achieve the vital voltage level. The thyristor valves are either arranged into six heartbeat or twelve heartbeat get-togethers. The trading of the valves is mentioned by the converter control structure; all correspondence between the control and each valve is typically refined through fiber optics. The converter transformers; adventures down the AC voltage of the related AC structure to be given to the DC system at the rectifier end. On the inverter end, they adventure up the AC voltage before it's dealt with into the tolerant AC association. Basically, the transformers change the stock's AC voltage level to the important DC voltage level of the HVDC system. These transformers moreover give galvanic partition between the AC and DC structures. The converter transformers by and large add to the substitution reactance due to their sizeable spillage reactance. Ordinarily, the transformers are of single stage three winding sort related in a wye-wye-delta arrangement. A blend of single stage two winding transformers related in a wye-wye and wye-delta arrangement can be used too. In any case, the use of three phase transformers is limited by the power necessities, cost, weight and they expect of an additional transformer.
- 3) *Transmission Medium:* Connections, overhead lines or a blend of the two constructions the transmission medium between at any rate two converter stations. The joins are either underground or undersea depending upon the particular DC interface course. Anode affiliations are utilized for back to back structures. By far most of existing HVDC systems use the ground returns in regular working conditions (mono polar structures) or in emergency conditions (bipolar systems). In any case, as a result of normal and security concerns, the utilization of ground return is ending up being continuously cripple and the usage of them or exorbitant metallic return is uncommonly invigorated, explicitly for mono polar systems.

C. Components Using

- 1) *IGBT:* IGBT addresses ensured doorway bipolar semiconductor. It is a bipolar semiconductor with an ensured doorway terminal. The IGBT solidifies, in a singular contraption, a control commitment with a MOS structure and a bipolar power semiconductor that goes probably as a yield switch. IGBTs are suitable for high-voltage, high-current applications. They are proposed to drive high-control applications with a low-power input. Thusly, typical employments of IGBTs consolidate acknowledgment cook tops.
- 2) *LC Filter:* LC channel joins inductors (L) and capacitors (C) to shape low-pass, high-pass, multiplexer, band-pass, or band-reject separating in radio recurrence (RF) and numerous different applications. Detached electronic LC channels block, or decrease, commotion (EMI) from circuits and frameworks, and isolated, or condition, wanted signs. While ideal channels would pass wanted sign frequencies with no addition misfortune or bending, and totally block all signs in the stop-band, genuine channels have DC and AC protections that add to inclusion misfortune, requiring cautious part choice. Choosing the specific estimations of the parts for a specific application requires top notch segments just as complete details and execution models. The easiest to plan and execute are the low-pass and high-pass types. Loop create high-Q, tight-resilience, surface-mount RF chip inductors and air-center inductors assist you with accomplishing top execution altogether of these LC channel classes.
- 3) *PWM (Pulse Width Modulation):* In Power Electronics, Pulse-Width Modulation (PWM) is the center for control and has demonstrated successful in driving current semiconductor power gadgets. Larger part of force electronic circuits are constrained by PWM signs of different structures. Heartbeat Width Modulation is compelling and generally utilized as control strategy to create simple signs from an advanced gadget like a miniature regulator. This post will examine Pulse Width Modulation, different kinds of adjustment methods, signal age, its applications, benefits and weaknesses.

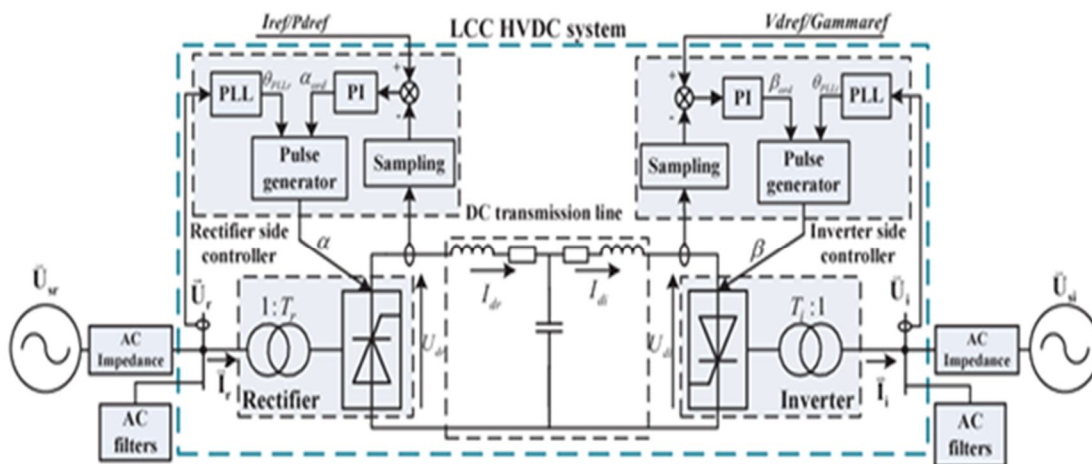


Fig 1: Block diagram of proposed system

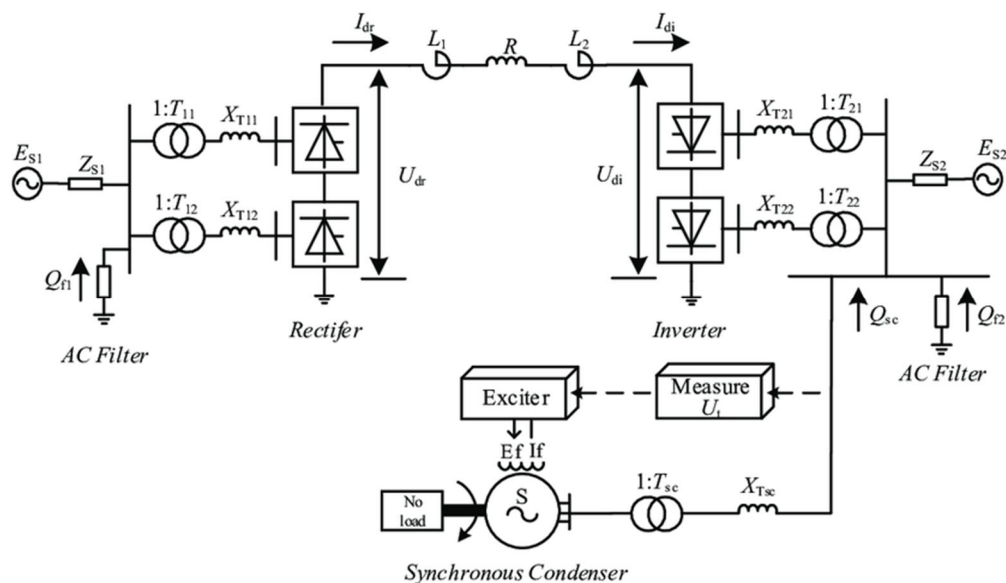


Fig 2: schematic diagram of proposed system

4) *Duty Cycle*: An obligation cycle or force cycle is the small amount of one period wherein a sign or framework is dynamic. Obligation cycle is regularly communicated as a rate or a proportion. A period is the time it takes for a sign to finish an on-and-off cycle. Obligation cycle is the proportion of time a heap or circuit is ON contrasted with the time the heap or circuit is OFF. Obligation cycle, at times called "obligation factor," is communicated as a level of on schedule. A 60% obligation cycle is a sign that is ON 60% of the time and OFF the other 40%. Where is the obligation cycle, is the beat width (beat dynamic time), and is the absolute time of the sign. In this manner, a 60% obligation cycle implies the sign is on 60% of the time yet off 40% of the time. The "on schedule" for a 60% obligation cycle could be a negligible portion of a second, a day, or even seven days, contingent upon the length of the time frame. Obligation cycles can be utilized to portray the percent season of a functioning sign in an electrical gadget, for example, the force switch in an exchanging power supply or the terminating of activity possibilities by a living framework like a neuron. The obligation factor for occasional sign communicates a similar idea, yet is normally scaled to a limit of one as opposed to 100%. Decide the obligation cycle, addressed by "D," through the recipe $D = PW/T$. For instance, in the event that PW is 0.02 seconds and T is 0.05 seconds, $D = 0.02/0.05 = 0.4$, or 40%.

IV. SIMULATION RESULT

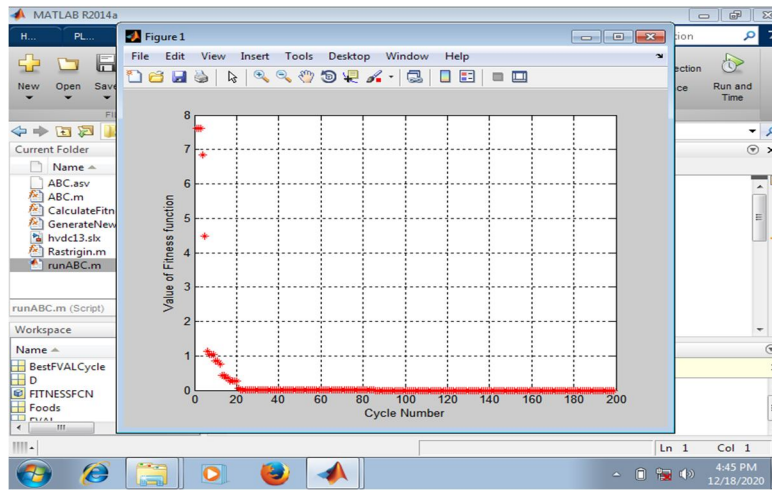


Fig 3: Simulation result

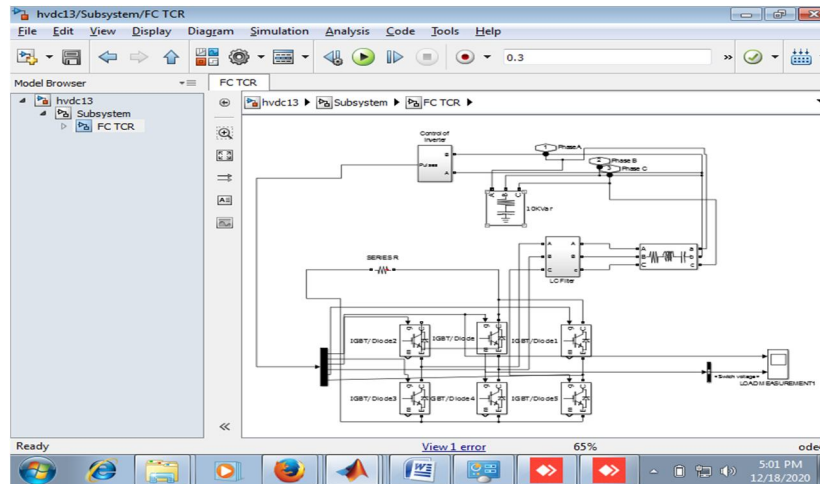


Fig 4: Simulation screenshot

A. Real Power & Reactive Power

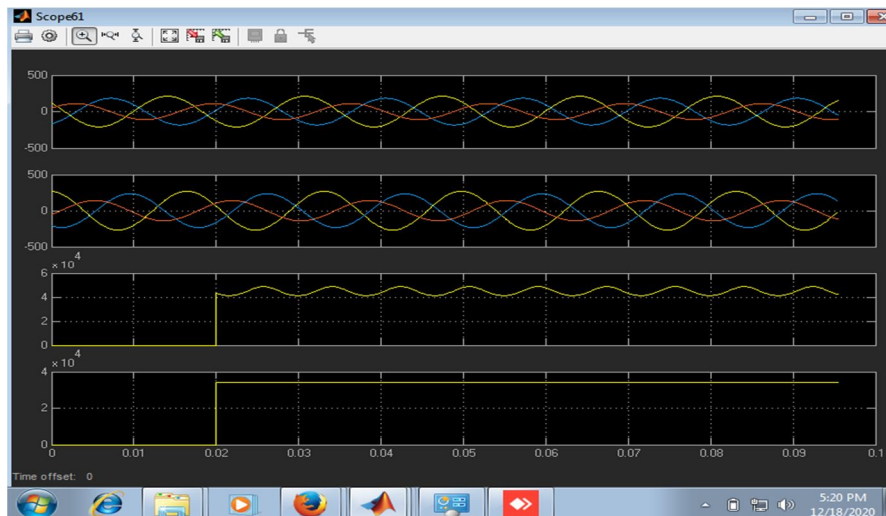


Fig 5: Output of real and reactive power

V. CONCLUSION

Using this project reducing fault rectification time in HVDC AC/DC transmission line by injection of real power and reactive power using abc algorithm. the project is successfully working I believe it satisfied to all I hope this project is very useful for power system areas and also I gained more knowledge about this project workThe Artificial Bee Colony (ABC) algorithm is a swarm based meta-heuristic algorithm that was introduced by Karaboga. It was inspired by the intelligent foraging behavior of honey bees. The model consists of three essential components: employed and unemployed foraging bees, and food sources. The first two components, employed and unemployed foraging bees, search for rich food sources, which is the third component, close to their hive. The model also defines two leading modes of behavior which are necessary for self-organizing and collective intelligence: recruitment of foragers to rich food sources resulting in positive feedback and abandonment of poor sources by foragers causing negative feedback.

REFERENCES

- [1] Y. Shu, G. Chen, Z. Yu, J. Zhang, C. Wang and C. Zheng, "Characteristic analysis of UHVAC/DC hybrid power grids and construction of power system protection," CSEE J. Power Energy Syst.,
- [2] S. Mirsaedi and X. Dong, "An Integrated Control and Protection Scheme to Inhibit Blackouts Caused by Cascading Fault in Large-Scale Hybrid AC/DC Power Grids," IEEE Trans. Power Electron.,
- [3] N. Fernandopulle and R. T. H. Alden, "Incorporation of detailed HVDC dynamics into transient energy functions," IEEE Trans. Power Syst.
- [4] N. Jiang and H. Chiang, "Energy Function for Power System with Detailed DC Model: Construction and Analysis," IEEE Trans. Power Syst.
- [5] H. K. Khalil, Nonlinear Systems, 3rd ed. Upper Saddle River, NJ:Prentice-Hall, 2002.
- [6] V. I. Osedelec, "Multiplicative ergodic theorem: Lyapunov characteristic exponent for dynamical systems," Moscow Math. Soc.,
- [7] S. K. Khaitan and J. D. McCalley, "VANTAGE: A Lyapunov exponentsbased technique for identification of coherent groups of generators inpower systems," Electr. Power Syst. Res
- [8] K. Ramasubramanian and M. S. Sriram, "A comparative study ofcomputation of Lyapunov spectra with different algorithms," Physica DNonlinear Phenom.,



10.22214/IJRASET



45.98



IMPACT FACTOR:
7.129



IMPACT FACTOR:
7.429



INTERNATIONAL JOURNAL FOR RESEARCH

IN APPLIED SCIENCE & ENGINEERING TECHNOLOGY

Call : 08813907089  (24*7 Support on Whatsapp)