



iJRASET

International Journal For Research in
Applied Science and Engineering Technology



INTERNATIONAL JOURNAL FOR RESEARCH

IN APPLIED SCIENCE & ENGINEERING TECHNOLOGY

Volume: 9 Issue: VI Month of publication: June 2021

DOI: <https://doi.org/10.22214/ijraset.2021.35016>

www.ijraset.com

Call:  08813907089

E-mail ID: ijraset@gmail.com

Infrared Thermometer using Arduino

Prof. Dharmesh Kumar¹, Sakshi Priyam², Shashi Shekhar Tripathi³, Hemant Trivedi⁴, Aniket Singh⁵

¹Assistant Professor (Guide), ^{2,3,4,5}Student, Department of Electrical & Electronics Engineering, Babu Banarasi Das Institute of Technology and Management, Lucknow

Abstract: In gift things, social distancing is that the most vital reality. Moreover, the very fact is COVID-19 patient's initial symptom is vital sign is high. the explanation why, measure body temperature is most vital, however has to maintain social distancing. Whereas ancient thermometers can't confirm of social distancing, wherever our developed contactless measuring system are able to do temperature on show by victimisation Arduino uno because the main management device also as MLX90615 because the infrared (IR) measuring system device. As a result, compared with the standard measuring system, it shows robust points like convenient reading, wide selection of temperature activity, and accuracy wherever temperature output is displayed digitally. Besides, it might be used all over attributable to its easy-handling.

Keywords: Arduino Uno, MLX90615, TCRT5000, DS3231 RTC house module, RFID.

I. INTRODUCTION

Scanning temperature at the entry gates of workplace, malls, searching centers, etc. has become the “new normal” to tackle the present Covid19 pandemic. whereas it's doable to use a hand-held IR measuring system to live the temperature of every person coming into the gate and note it down manually on a notebook, it's merely not the foremost effective approach. We will style IR measuring system victimisation Arduino, that may be merely fastened on a wall and left turned on. each indivial coming into the premises will scan their temperature by stepping forward to the present IR temperature device and it'll live the temperature of the individual and show it on the LCD. aside from that, it conjointly logs the time associated temperature of the employee/visitor in stand out format on an South Dakota card. it's conjointly terribly simple to feature associate RFID reader or a barcode scanner to the present project to find the employee's name and log the temperature and time against his name. This way, the device may act as associate group action system since the time is additionally logged. In recent times, World goes towards a foul scenario thanks to the Coronavirus unwellness (COVID19). wherever most of the country in massively area unit tormented by this unwellness also as everyone seems to be vulnerable for unseen viruses. associate infrared measuring system may be a measuring system that infers temperature from a little of the thermal radiation generally known as electromagnetic wave emitted by the thing being measured. they're generally known as optical maser measuring systems as a optical maser is employed to assist aim the thermometer, or non-contact thermometers or temperature guns, to explain the device's ability to live temperature from a distance. Infrared thermometers will be wont to serve a large sort of temperature watching functions. some examples provided embrace checking mechanical or electrical instrumentation for temperature and hot spots, measure the temperature of patients in an exceedingly hospital while not touching them, checking heater or kitchen appliance temperature, for standardisation and management, checking. A wall mounted IR measuring system victimisation Arduino .Scanning temperature at the entry gates of workplace, malls, searching centers, etc. has become the “new normal” to tackle the present Covid19 pandemic. whereas it's doable to use a hand-held IR measuring system to live the temperature of every person coming into the gate and note it down manually on a notebook, it's merely not the foremost effective approach.

II. ARDUINO UNO

It's fourteen digital input/output pins (of that half-dozen will be used as PWM outputs), half-dozen analog inputs, a sixteen rate ceramic resonator (CSTCE16M0V53-R0), a USB affiliation, an influence jack, associate ICSP header and a push button. It contains everything required to support the microcontroller; merely connect it to a laptop with a USB cable or power it with a AC-to-DC adapter or battery to urge started.. you'll tinker together with your Uno without concern an excessive amount of regarding doing one thing wrong, worst case situation you'll replace the chip for some bucks and begin another time. "Uno" suggests that one in Italian and was chosen to mark the discharge of Arduino software package (IDE) one.0. The Uno board and version one.0 of Arduino software package (IDE) were the reference versions of Arduino, currently evolved to newer releases. The Uno board is that the initial in an exceedingly series of USB Arduino boards, and therefore the reference model for the Arduino platform; for an in depth list of current, past or out-of-date boards see the Arduino index of boards.




Figure 1: Arduino UNO.

III. MLX90615

The Melexis' MLX90615-SSG-DAA-000-TU is associate Medical Grade Infrared measuring system for non contact temperature measurements. each the IR sensitive thermometer detector chip and therefore the signal learning chip area unit integrated within the same TO-46 will package. Thanks to its low noise electronic equipment, 16-bit ADC and powerful DSP unit, a high accuracy and backbone of the measuring system is achieved. The measuring system is plant graduated with the digital SMBus compatible interface enabled. Readout resolution is zero.02°C. The device is obtainable in associate trade customary TO-46 package. Melexis is in a position to deliver a high accuracy and high resolution infrared measuring system. The calculated object and close temperatures area unit accessible within the RAM memory of the MLX90325 with a resolution of zero.02°C. The values area unit accessible by two wire serial SMBus compatible protocol with a resolution of zero.02°C or via a 10-bit PWM (Pulse dimension Modulated) signal from the device. The MLX90615 is plant graduated in C ranges from: -40...85°C for the close temperature and from -40...115°C for the thing temperature. As a customary, the MLX90615 is delivered with a programmed object emissivity of one. It will be simply custom-made by the client for the other emissivity within the vary zero.1...1.0 while not the requirement of recalibration with a black body. associate fiber that cuts off the visible and close to infra-red flux is integrated within the package to form the device insensitive to actinic ray.



Figure 2: MLX90615.

IV. TCRT5000

The TCRT5000 is Associate in Nursing IR sensing element unit. it's each a Photodiode and a Phototransistor coupled in its package. The ikon diode has 2 pins (Anode Associate in Nursingd Cathode) which may be accustomed generate an IR signal. equally the ikon semiconductor additionally has 2 pins (Collector and Emitter) which may be accustomed browse the IR signal that's mirrored back. This sensing element may be accustomed notice the presence of object or the other reflective surface ahead it, additionally with some level of programming it may calculate the space of the thing ahead it. however the space will solely be calculated for brief vary objects and is additionally subjected o environmental disturbance. thus if you search for a sensing element to live distance of Associate in Nursinging object ahead of it you must attempt the HC-SR04 supersonic sensing element. Other than that this sensing element is ideal for police investigation the proximity of Associate in Nursinging object ahead of it. It may simply distinguish between black and white color thence wide employed in line following and maze finding robots. The TCRT500 sensing element is simply a mix of {a ikon|a photograph}diode and a photo semiconductor. The ikon diode is high-powered through a current limiting resistance valuable 220R and also the semiconductor is additionally grounded through a 10K resistance as shown within the below image. The {transistor|junction semiconductor|electronic transistor|semiconductor device|semiconductor unit|semiconductor} doesn't have a base pin as a result of the biasing of the transistor is controlled by the quantity of IR lightweight it receives. thus essentially the IR lightweight from the ikon diode hits Associate in Nursinging object/surface and returns back to the ikon semiconductor to bias it. This sensing element will either be used as Associate in Nursinging analog sensing element or as a digital sensing element. If we have a tendency to solely ought to notice the presence of Associate in Nursinging object then the sensing element are going to be used as digital sensing element if the space of the thing ought to additionally has got to be measured then the sensing element is employed as aanalog sensing element. For either technique the circuit diagram shown on top of can stay identical. One major downside of such IR sensors is that they simply get littered with environmental conditions. just like the ikon semiconductor won't solely react to the IR lightweight from the ikon diode however will react to the IR lightweight from daylight, house lightings and different usually offered sources. This drawback is generally tacked by activity noise cancelation within the program. that's by dominant the ikon diode itself through a GPIO pin of the MCU/MPU we are able to close up the diode and check what proportion noise the ikon semiconductor is reading then we are able to activate the ikon diode and live the modification in values by nullifying the noise that was gift whereas the diode was turned off.

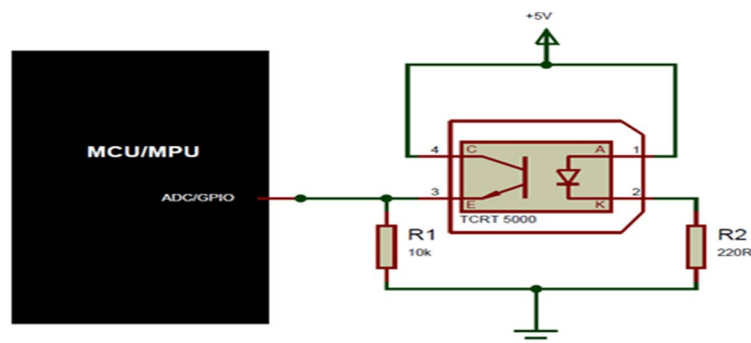


Figure 3: Circuit diagram of TCRT5000.



Figure 4: TCRT5000.

A. Applications

- 1) Commonly used in proximity detection applications.
- 2) Line follower or maze solver robots.
- 3) Distinguish between reflective and non-reflective surface.
- 4) Obstacle detection and avoidance.

V. DS3231 RTC MODULE

At the center of the module may be a low-priced, extraordinarily correct RTC chip from Maxim – DS3231. It manages all activity functions and options a straightforward two-wire I2C interface which may be simply interfaced with any microcontroller of your selection. The chip maintains seconds, minutes, hours, day, date, month, and year data. The date at the tip of the month is mechanically adjusted for months with fewer than thirty one days, together with corrections for bissextile year (valid up to 2100). The clock operates in either the 24-hour or 12-hour format with Associate in Nursing AM/PM indicator. It additionally provides 2 programmable time-of-day alarms. The other cool feature of this board comes with SQW pin, that outputs a pleasant sq. Wave, this could more be used as Associate in Nursing interrupt because of alarm condition in several time-based applications

DS3231 RTC Chip




Figure 5: DS3231 RTC Chip.

VI. RFID

Radio-Frequency Identification (RFID) is that the use of radio waves to browse Associate in Nursing capture data keep on a tag hooked up to an object. A tag may be browse from up to many feet away and doesn't ought to be among direct line-of- sight of the reader to be huntsman Radio Frequency Identification (RFID) refers to a wireless system comprised of 2 components: tags and readers. The reader may be a device that has one or additional antennas that emit radio waves and receive signals back from the RFID tag. Tags, that use radio waves to speak their identity and different data to near readers, may be passive or active. Passive RFID tags area unit high-powered by the reader and don't have A battery. Active RFID tags area unit high-powered by batteries. RFID tags will store a spread of knowledge from one serial range to many pages of information. Readers may be mobile in order that they will be carried by hand, or they will be mounted on a post or overhead. Reader systems may be designed into the design of a cupboard, room, or building. A RFID system is created of 2 parts: a tag or label and a reader. RFID tags or labels area unit embedded with a transmitter and a receiver. The RFID part on the tags have 2 parts: a semiconductor that stores and processes data, Associate in Nursing antenna to receive and transmit a sign. The tag contains the precise serial range for one specific object. To browse the data encoded on a tag, a two-way radio transmitter-receiver referred to as Associate in Nursing inquisitor or reader emits a sign to the tag victimisation Associate in Nursing antenna. The tag responds with the data written in its memory bank. The inquisitor can then transmit the browse results to Associate in Nursing RFID worm.



RFID Inlay

Figure 6: RFID Inlay.

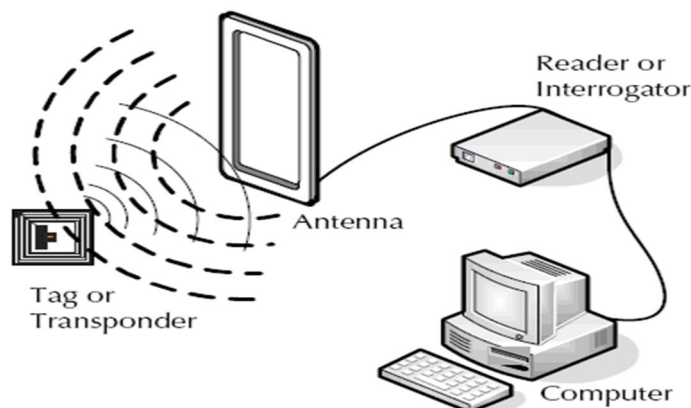


Figure 7: Working of RFID.

VII.RESULT

A Wall mounted IR measuring instrument mistreatment Arduino. that may be merely mounted on a wall and left turned on. each indivial getting into the premises will scan their temperature by stepping forward to the current IR temperature device and it'll live the temperature of the individual and show it on the LCD. with the exception of that, it conjointly logs the time associated temperature of the employee/visitor in surpass format on an South Dakota card. it's conjointly terribly simple to feature associate RFID reader or a barcode scanner to the project to discover the employee's name and log the temperature and time against his name. This way, the device may also act as associate group action system since the time is additionally logged. It conjointly logs the time associated temperature of the employee/visitor in surpass format on an South Dakota card. it's conjointly terribly simple to feature associate RFID reader or a barcode scanner to the project to discover the employee's name and log the temperature and time against his name. This way, the device may also act as associate group action system since the time is additionally logged.

VIII. FUTURE SCOPE

In future it is factory-made in any social unit at a really low price and may be put in anyplace be it in offices, academic institutes, conveyance, regular retailers, etc. Also, the devices employed in this project is created a lot of correct or otherwise is replaced by new versions to form the system a lot of reliable.

IX. CONCLUSION

The current COVID-19 situation desires no introduction. whereas everyone seems to be giving their best to maneuver forward, it's necessary to act responsibly and tackle this downside together. nowadays in several public places and in different gatherings, it's become common to screen people for vital sign, as a precautions to visualize for fever. The device that's wont to try this is termed a Contactless Infrared measuring instrument. As several might need noticed, there's an enormous surge in demand for this product, however it's not terribly onerous to create one on your own that couldn't solely serve its purpose however conjointly offer a lot of helpful options than the business ones. By creating associate IR measuring instrument mistreatment aurdino we are able to create a trial to limit this covid19 pandemic. We cannot entirely eradicate this case however management it. As thermal screening at entry gates was a method however it's a conact method. A guard at the entry gates scanning our temperatures could also be he's affected by covid and thanks to this contact we are able to suffer from constant. we tend to try for a non-contact method. To draw a closing line to the project it is aforementioned that {in a|during a|in associate exceedingly|in a very} war with an invisible enemy this device could be a weapon for survival during this pandemic scenario.

REFERENCES

- [1] <https://store.arduino.cc/usa/arduino-uno-rev3>
- [2] <https://www.melexis.com/en/product/MLX90615/Digital-Plug-Play-Infrared-Thermometer-Ultra-Small-TO-Can>
- [3] <https://components101.com/sensors/tcrt5000-ir-sensor-pinout-datasheet>
- [4] <https://www.fda.gov/radiation-emitting-products/electromagnetic-compatibility-emc/radio-frequency-identification-rfid>
- [5] <https://robu.in/how-to-design-thermometer-using-arduino/>
- [6] <https://www.instructables.com/Arduino-Laser-Infrared-Thermometer/>



10.22214/IJRASET



45.98



IMPACT FACTOR:
7.129



IMPACT FACTOR:
7.429



INTERNATIONAL JOURNAL FOR RESEARCH

IN APPLIED SCIENCE & ENGINEERING TECHNOLOGY

Call : 08813907089  (24*7 Support on Whatsapp)