



# IJRASET

International Journal For Research in  
Applied Science and Engineering Technology



---

# INTERNATIONAL JOURNAL FOR RESEARCH

IN APPLIED SCIENCE & ENGINEERING TECHNOLOGY

---

**Volume: 9      Issue: VI      Month of publication: June 2021**

**DOI: <https://doi.org/10.22214/ijraset.2021.35586>**

**[www.ijraset.com](http://www.ijraset.com)**

**Call:  08813907089**

**E-mail ID: [ijraset@gmail.com](mailto:ijraset@gmail.com)**

# A Compact Metamaterial based Dual-Band Antenna with Improved Gain for WLAN Applications

Pendli Pradeep<sup>1</sup>, A. Hemanth<sup>2</sup>, G. Kavya Sri<sup>3</sup> and S. Vinisha<sup>4</sup>

<sup>1</sup>Assistant Professor, <sup>2,3,4</sup>UG.Students, SreeNidhi Institute of Science and Technology, Hyderabad, Telangana

**Abstract:** In this paper, a compact metamaterial inspired dual band antenna is proposed for WLAN and WiMAX applications. The antenna consists of Square Split Ring Resonator structure with a defected ground plane and slots to enhance the bandwidth and gain parameters. Metamaterial based Microstrip patch antenna produces unique electromagnetic properties that allows us to control over the antenna parameters with a compact size. FR-4 epoxy is used as substrate its dielectric constant is 4.4 and loss tangent is 0.02. Dimensions of the antenna are 20 x 12 x 1.6mm<sup>3</sup> with very compact size and cost effective. The proposed metamaterial based antenna resonates at dual bands at 5.13GHz and 5.53 GHz with impedance bandwidth of ( $|S_{11}| < -10$  dB) 4.96-5.26 GHz (300MHz) and 5.34-5.69 GHz (350MHz) respectively. The peak gains at resonant frequencies 5.13 GHz and 5.53 GHz are 1.61 dB and 1.62dB respectively. The proposed metamaterial based compact antenna can effectively work for WLAN and WiMAX application.

**Keywords:** WLAN, WiMAX, Metamaterial, SSRR and Dual-band.

## I. INTRODUCTION

IN the advancement of wireless communication requires a compact size antenna with high performance. To obtain a compact sized antenna along with high performance, traditional approach of using a normal patch is not recommended. Instead, by integrating split ring resonators provides the high antenna parameters [3]. Compact sized antenna provides a homogeneous radiation pattern, wider bandwidth, and a low gain, to enhance that we use different techniques like metamaterials [5]. As there are many shapes of split ring resonators like circular, Rectangular, Square etc., each shape provides various advantages. Square and Rectangular shaped resonators provide a high gain and better return loss [1]. In this paper we designed a compact metamaterial based Microstrip patch antenna with FR-4 epoxy as the substrate. This antenna has a defective ground structure which helps to avoid mutual coupling between neighbor elements and helps to enhance bandwidth and gain. Square split ring resonator structure is integrated on the patch along with two slots. This structure provided the negative permittivity, which is verified through the MATLAB script [5]. This antenna provides a dual band with the peak gain of 1.61 dB and 1.62 dB at the resonant frequencies 5.1375 GHz and 5.5375 GHz respectively covering the WLAN and WiMAX applications [2]. All the relevant data for design analysis is used from papers [14-16].

In Section II presents the details of metamaterial inspired antenna geometry and design for proposed antenna. In section III, presents a detail analysis of proposed antenna with returns plot, Radiation characteristics and current distribution to explain performance of the antennas. Finally, conclusions are given in section IV followed by acknowledgement and references.

## II. PROPOSED ANTENNA GEOMETRY

The proposed compact microstrip monopole metamaterial inspired antenna is shown in Fig.1. The antenna is imprinted on FR-4 epoxy substrate whose dielectric constant i.e; effective relative permittivity  $\epsilon_{eff} = 4.4$  and contains thickness of 1.6mm and is fed with microstrip line. The proposed antenna has a square split ring resonator shaped radiation strip along with partial ground structure along with some slots to improve the impedance matching and also to provide isolation between antennas when placed in the form arrays [4]. We have calculated the length of radiating element length by using below equation (1)

$$L_{eff} = \frac{c}{2f_0\sqrt{\epsilon_{eff}}} \quad (1)$$

Here  $f_0$  denotes lowest frequency at which VSWR =2 and  $c$  is the velocity of light.

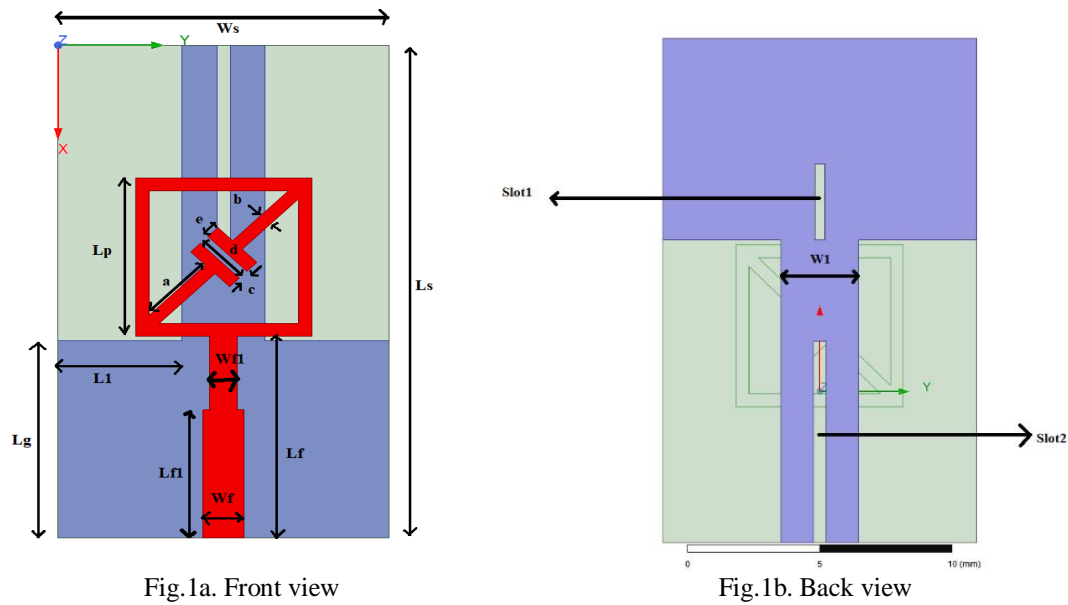


Fig 1. Proposed antenna Design.

The Design which is shown above contains metamaterial inspired structure which exhibits different electromagnetic properties when the structure is designed in a specific manner. The above shown red color patch is metamaterial which shown negative permittivity is Square Split Ring Resonator. It is metamaterial inspired because of its property of negative permittivity is slightly off.

Our design dimensions are  $20 \times 12 \times 1.6 \text{ mm}^3$ , we used FR4 epoxy as a substrate whose dielectric constant is 4.4 and loss tangent of 0.02. The ground contains the dimensions of  $L_g=8 \text{ mm}$ ,  $L_s=20 \text{ mm}$ ,  $W_s=12$ ,  $W_1=3 \text{ mm}$  along with two slots, it contains a defected ground structure where we have two slots on surface of ground of dimensions of slot1 ( $0.5 \times 8$ )  $\text{mm}^2$  and slot2 ( $0.4 \times 3$ )  $\text{mm}^2$ . They will provide more impedance matching and gives us less return loss. The patch contains a square split ring resonator metamaterial inspired structure whose dimensions  $L_p=6.4 \text{ mm}$ ,  $a=2.028$ ,  $b=0.3535$ ,  $c=0.3535$ ,  $d=1.4142$ ,  $e=0.2828$  and the microstrip feed line dimensions are  $L_f=8.2 \text{ mm}$ ,  $W_f=1.5 \text{ mm}$ ,  $L_{f1}=5.2 \text{ mm}$ ,  $W_{f1}=1 \text{ mm}$ . Here metamaterial properties are verified through another method and results are verified.

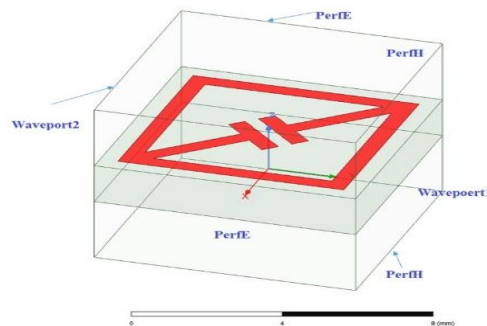


Fig 2. Unit cell Boundary conditions.

Ground slots are used for enhancement of Gain and bandwidth, generally in compact size antenna gives low gain due to their change in dimensions, but by the usage of metamaterial we can enhance and with the help of Cellular signal boosters, we can increase further gain [9]. Metamaterials are separately designed, and their assignment of boundaries are different compared to normal conventional antennas. It has master and slave boundary conditions after verifying the properties we can arrange the unit cell in arrays or else we can use unit cell as shown in Fig 2.

### III. RESULTS AND DISCUSSION

The proposed antenna is simulated in HFSS, and results are drawn in which the return loss is plotted which is shown in Fig. 4. Antenna radiates with nearly 84% efficiency. To prove a structure to be metamaterial then its permittivity or refractive index should be negative that property is extracted using MATLAB [9]. The permittivity value is nearly -4 at 5.2 GHz Resonant Frequency as shown in fig. 3. To prove that the design is metamaterial then at least one resonant frequency's permittivity should be negative.

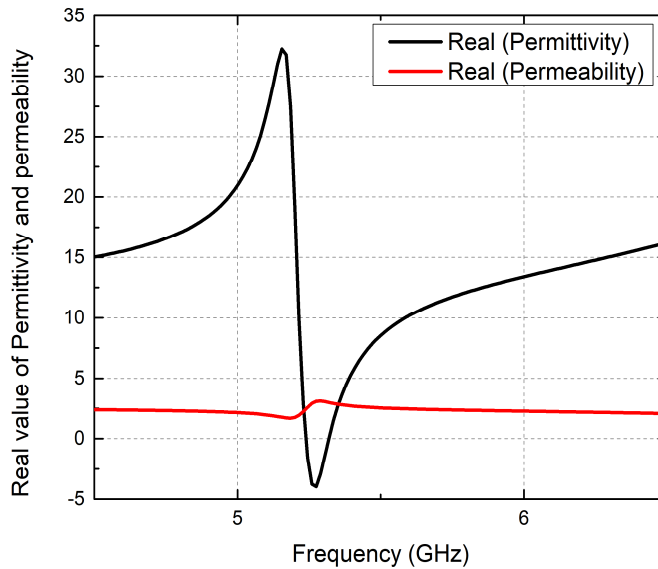


Fig 3. Return loss of Antenna.

Power transfer from port 1 to 2 and port 1 to 1 i.e.; return loss also known as reflections, of unit cell is also calculated in order to prove the metamaterial property along with the negative permittivity. The  $S_{11}$  and  $S_{21}$  plot of metamaterial is shown in Fig.4.

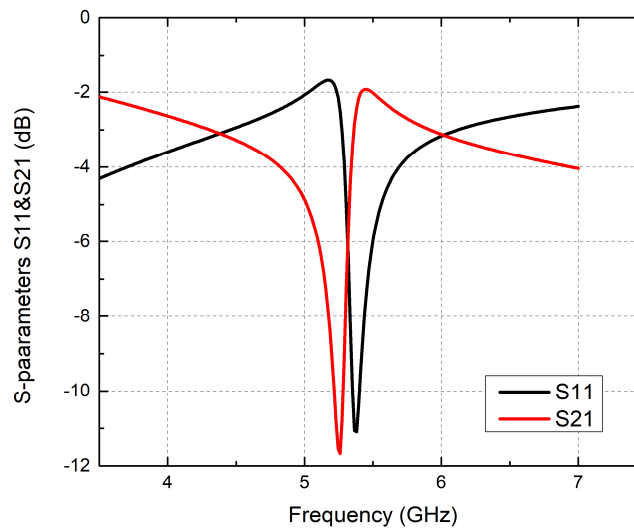


Fig 4.  $S_{11}$ & $S_{21}$  parameter of unit cell

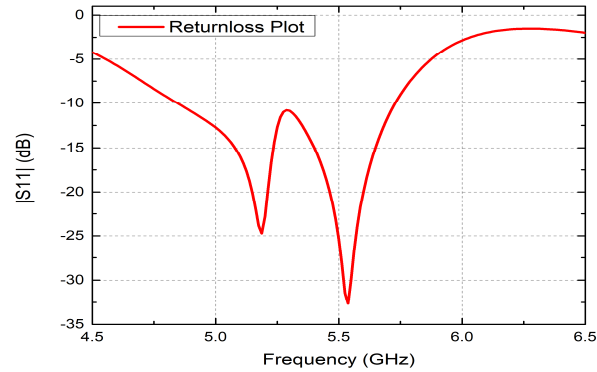


Fig 5. Return loss of antenna.

Resonant frequencies are at 5.18 GHz, 5.53 GHz whose return loss is highly acceptable. The above graph shows the results of the return loss i.e.; S11 parameter. The return loss plot of proposed metamaterial dual-band antenna is shown in Fig.4.

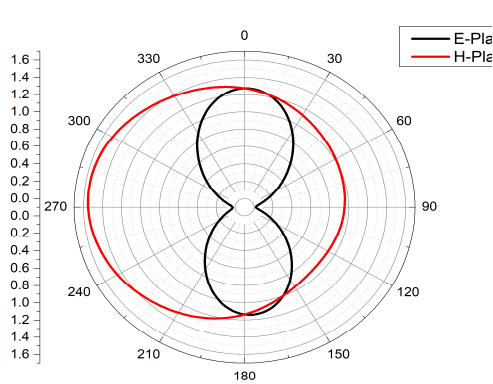


Fig 6a. Radiation pattern at 5.18 GHz

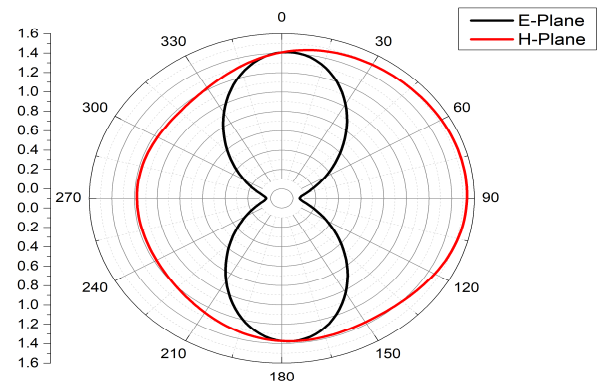


Fig 6b. Radiation pattern at 5.53 GHz

Fig 6. Radiation Patterns in XY plane and YZ plane

The radiation pattern depends on the structure of the antenna which changes when the current distribution changes on the radiating element of the antenna.

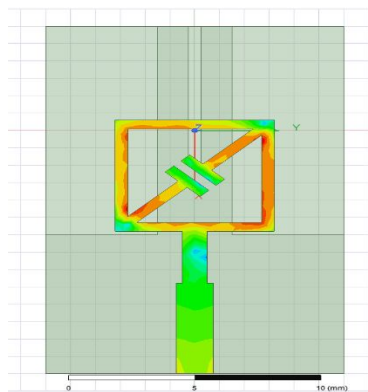


Fig 7a. Current Distribution at 5.18 GHz

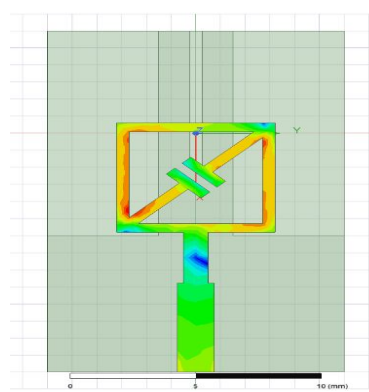


Fig 7b. Current Distribution at 5.53 GHz

Fig 7. Current distribution at Resonant frequencies.

#### IV. CONCLUSIONS AND FUTURE SCOPE

A compact metamaterial inspired dual band monopole antenna is designed and validated on a  $20 \times 12 \times 1.6\text{mm}^3$  FR-4 epoxy substrate. Proposed design contains square split ring resonator which is a metamaterial inspired and whose permittivity value is negative and verified with the help of MATLAB. HFSS simulation tool is used to design. The proposed antenna can radiate at dual band frequencies at 5.18 GHz and 5.53 GHz with return loss of -25dB and -32.5dB respectively. This compact antenna has gain of 1.6 dB and 1.62 dB at respective resonant frequencies. Due to its compact size, the achieved gain is moderate, an external devices like Cellular signal boosters to maintain constant gain throughout the transmission. We can achieve the better results when the antenna is arranged in the shape of arrays and arrays will increase the gain and directionality of the antenna. The proposed design can be effectively used for WLAN and WiMAX applications.

#### V. ACKNOWLEDGMENT

Firstly, we are grateful to Sreenidhi Institute of Science and Technology for giving us the opportunity to work on this project. We are fortunate to have worked under the supervision of our guide Mr. Pradeep. His guidance and suggestions helped us a lot in this work. We are also thankful to Dr. Syed Jahangir Badashah for being the In Charge and Coordinator for this project and its reviews. We are also thankful to the HOD of Electronics and Communication Engineering [ECE], Dr. S. P. V. Subba Rao for giving constant support and encouragement.

#### REFERENCES

- [1] Kaur, Parwinder, and Mandeep Kaur. "Gain and Bandwidth of Micro-strip Patch Antenna with Split Ring Resonator (SRR)."
- [2] Attia, H., Siddiqui, O., Yousefi, L. and Ramahi, O.M., 2011, April. Metamaterial for gain enhancement of printed antennas: Theory, measurements, and optimization. In *2011 Saudi International Electronics, Communications and Photonics Conference (SIEPC)* (pp. 1-6). IEEE.IEEE.
- [3] Ortiz, N., Falcone, F. and Sorolla, M., 2012. Gain improvement of dual band antenna based on complementary rectangular split-ring resonator. *International Scholarly Research Notices*, 2012.M. Wegmuller, J. P. von der Weid, P. Oberson, and N. Gisin, "High resolution fiber distributed measurements with coherent OFDR," in *Proc. ECOC'00*, 2000, paper 11.3.4, p. 109.
- [4] Abdel-Rahman, Adel B., and Ahmed A. Ibrahim. "Metamaterial enhances microstrip antenna gain." (2016). (2002) The IEEE website. [Online]. Available: <http://www.ieee.org/>
- [5] Murugeswari, B., Daniel, R.S. and Raghavan, S., 2019. A compact dual band antenna based on metamaterial inspired split ring structure and hexagonal complementary split-ring resonator for ISM/WiMAX/WLAN applications. *Applied Physics A*, 125(9), pp.1-8. *FLEXChip Signal Processor (MC68175/D)*, Motorola, 1996.
- [6] Krzysztofik, W.J. and Cao, T.N., 2019. Metamaterials in application to improve antenna parameters. *Metamaterials and Metasurfaces*.
- [7] Daniel, R. Samson, R. Pandeewari, and S. Raghavan. "Dual-band monopole antenna loaded with ELC metamaterial resonator for WiMAX and WLAN applications." *Applied Physics A* 124, no. 8 (2018): 1-7
- [8] Yasar-Orten, P., Ekmedkci, E. and Turham-Sayan, G., 2010, July. Equivalent circuit models for split-ring resonator arrays. In *PIERS Proceedings*.
- [9] Numan, A.B. and Sharawi, M.S., 2013. Extraction of material parameters for metamaterials using a full-wave simulator [education column]. *IEEE Antennas and Propagation Magazine*, 55(5), pp.202-211.
- [10] Hasan, Md Mehedi, Mohammad Rashed Iqbal Faruque, and Mohammad Tariqul Islam. "Dual band metamaterial antenna for LTE/bluetooth/WiMAX system." *Scientific reports* 8, no. 1 (2018): 1-17.
- [11] Kowsalya, M., Muthu, T.R. and Murugan, S., 2017, March. Design and implementation of flexible microstrip antenna for ISM band applications. In *2017 International Conference on Innovations in Information, Embedded and Communication Systems (ICIIECS)* (pp. 1-4). IEEE.
- [12] Rastogi, Namrta, and Rakhi Kumari. "Improved characteristics of microstrip patch antenna using reactive impedance surface." In *2017 3rd International Conference on Computational Intelligence & Communication Technology (CICCT)*, pp. 1-6. IEEE, 2017.
- [13] Sahithi, S., Kumar, S.A. and Shanmugantham, T., 2017, December. A U-slot microstrip patch antenna for Wi-Max applications. In *2017 IEEE International Conference on Circuits and Systems (ICCS)* (pp. 109-111). IEEE
- [14] Pendli Pradeep, Akkenapally Hemanth, Gundu Kavya Sri, Sama Vinisha, "A COMPACT FREQUENCY RECONFIGURABLE ANTENNA WITH ENHANCED BANDWIDTH FOR WLAN APPLICATIONS", International Journal of Creative Research Thoughts (IJCRT), ISSN:2320-2882, Volume.9, Issue 6, pp.c6-c12, June 2021.
- [15] Pradeep, P., Satyanarayana, S.K. and Mahesh, M., DESIGN AND ANALYSIS OF A CIRCULARLY POLARIZED OMNIDIRECTIONAL SLOTTED PATCH ANTENNA AT 2.4 GHZ. *ICTACT IJCT\_Vol\_11\_Iss\_3\_Paper\_5\_Pages-2234\_2238*.
- [16] "Design of dual band Flexible Microstrip Patch Antenna for WLAN/X-band applications", International Journal of Emerging Technologies and Innovative Research ([www.jetir.org](http://www.jetir.org)), ISSN: 2349-5162, Vol.8, Issue 6, page no.b157-b160, June-2021.

#### AUTHORS PROFILE



**Pendli Pradeep**, graduated B. Tech degree with distinction in Electronics & Communication Engineering (ECE) from Jawaharlal Nehru Technological University Hyderabad (JNTUH) in 2012 and M. Tech in DSCE from SNIST, JNTUH, Hyderabad, in 2015. He is pursuing Ph.D. in Dept. of ECE, Osmania University, and Hyderabad. He is presently working as an Assistant Professor in ECE Dept., Sreenidhi Institute of Science and Technology, Hyderabad, India. He has 6 years of teaching experience. He published several research papers in reputed journals. His research interests include Flexible antennas, Reconfigurable Antennas, MIMO, Metamaterials, and wearable antennas.



**Akkenapally Hemanth**, an under-graduation student currently pursuing 4<sup>th</sup> year at Sreenidhi institute of science and technology, affiliated to JNTUH, Ghatkesar, and Telangana in Electronics and Communication Engineering. His Research interests are in Antenna Theory, Reconfigurable antenna's, Meta- materials, and VLSI Front-end designing. He has a keen interest in many areas and his primary goal is to get into ISRO as an Engineer.



**Gundu Kavya Sri**, currently pursuing B. Tech 4<sup>th</sup> year in Electronics and Communication Engineering (ECE) from Sreenidhi Institute of Science and Technology, affiliated to JNTUH, Ghatkesar, and Telangana. Her interests are included antenna theory along with web designing.



**Sama Vinisha**, currently pursuing B. Tech 4<sup>th</sup> year in Electronics and communication Engineering from Sreenidhi Institute of Science and Technology, affiliated to JNTUH, Ghatkesar, and Telangana. Her Interests are included in Antenna Theory and Satellite Communication,



10.22214/IJRASET



45.98



IMPACT FACTOR:  
7.129



IMPACT FACTOR:  
7.429



# INTERNATIONAL JOURNAL FOR RESEARCH

IN APPLIED SCIENCE & ENGINEERING TECHNOLOGY

Call : 08813907089  (24\*7 Support on Whatsapp)