



IJRASET

International Journal For Research in
Applied Science and Engineering Technology



INTERNATIONAL JOURNAL FOR RESEARCH

IN APPLIED SCIENCE & ENGINEERING TECHNOLOGY

Volume: 4

Issue: XII

Month of publication: December 2016

DOI:

www.ijraset.com

Call:  08813907089

E-mail ID: ijraset@gmail.com

Designing a High- Pass FIR Digital Filter by Using Bartlett Window and Blackman Window Technique

Rahul Suryawanshi¹, Nikhil Agrawal², Vikki Pandey³, G Laxmi Sagar⁴, Pranay Kumar Rahi⁵
^{1,2,3,4,5}Department of Electrical & Electronics Engineering, ⁵Guru Ghasidas University, Bilaspur, Chhattisgarh

Abstract—The aim of this paper is to design FIR filter of the Window function methods. This paper presents the importance of filter in signal processing. Digital filter are of two types (1)FIR (2)IIR. Design of FIR filter is done in MATLAB. MATLAB programming processes are used to Designing a High- Pass FIR Digital Filter by Using Bartlett Window and Blackman Window Technique characterize the magnitude and phase response Digital filter plays an important role in today's world of communication and computation. Without digital filter we cannot think about proper communication because noise occurs in channel.

Keywords— FIR Digital Filter, Window Function, FDA tool in MATLAB

I. INTRODUCTION

The various techniques for improving the accuracy and reliability of digital communications is known as Digital Signal Processing (DSP). A High Pass Filter rejects the frequency components below the threshold value. A Digital Filter takes a digital input, gives a digital output, and consists of digital components. A Finite Impulse Response (FIR) Filter is a filter structure that can be used to implement almost any sort of frequency response digitally.

II. APPLICATIONS OF DSP

Digital signal processing techniques are used in various areas such as RADAR, SONAR, BIOMEDICAL, SPEECH PROCESSING, IMAGE PROCESSING, etc.

These techniques are applied analyzing the signal in radar tracking system, linear periodic system, speech synthesizers etc.

III. WINDOW TECHNIQUES

In this method the desired frequency response specification $H_d(e^{j\omega})$ corresponding unit sample response $h_d(n)$ is determined using the following relation

$$H_d(e^{j\omega}) = \sum_{n=-\infty}^{\infty} h_d(n)e^{-j\omega n} \quad \dots(1)\text{equation}$$

$$h_d[n] = 1/2\pi \int_{-\pi}^{\pi} H_d(e^{j\omega})e^{-j\omega n} d\omega \dots(2)\text{equation}$$

In given a frequency response specification $H_d(e^{j\omega})$, we can compute $h_d[n]$ from eq.(2) and determine the transfer function $H_d(z)$. For most practical applications, the desired frequency response is piecewise constant with sharp transitions between bands; the corresponding impulse response sequence $\{h_d[n]\}$ is of infinite length and noncausal.

A. Bartlett Window Function

The weighting function for the Bartlett window is given by

$$W_R(n) = \begin{cases} 1 & \text{for } |n| \leq \frac{M-1}{2} \\ 0, & \text{otherwise} \end{cases} \quad \dots\dots\dots(3) \text{ equation}$$

B. Blackman Window Function

The window function of a casual Blackman window is expressed by

$$W_b(n) = \begin{cases} 0 \leq n \leq M - 1 \\ 0, & \text{otherwise} \end{cases} \quad \dots\dots\dots(4) \text{ equation}$$

International Journal for Research in Applied Science & Engineering Technology (IJRASET)

C. Simulation And Result

PARAMETER	VALUES
Sampling Frequency(F_s)	1750
Cut off Frequency(F_c)	350
Order(N)	10

Table1: Parameter Specification

D. Figures and Tables

Filter coefficient $h(n)$	Window Techniques	
	Bartlett	Blackman
$h(0)=h(10)$	0	0
$h(1)=h(9)$	0.015891530047347	0.003043903340
$h(2)=h(8)$	0.02619068187333	0.012523222453
$h(3)=h(7)$	0.05892903421500	0.047697662795
$h(4)=h(6)$	0.25426448075755	0.257129032473
$h(5)$	0.629927410566876	0.60009589886

Table2: Filter coefficients of Bartlett & Blackman Window Techniques

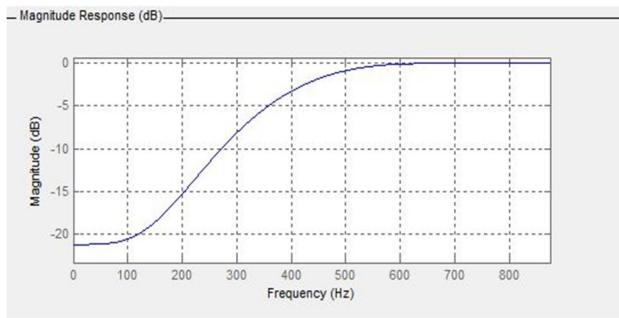


Figure 1: Magnitude Response of Bartlett Window Technique

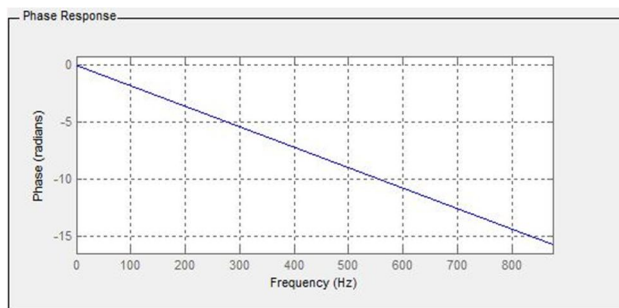


Figure 2: Phase response of Bartlett window technique

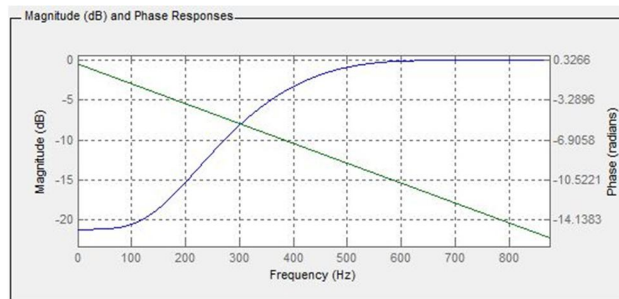


Figure3: Magnitude and phase response of Bartlett window technique

International Journal for Research in Applied Science & Engineering Technology (IJRASET)

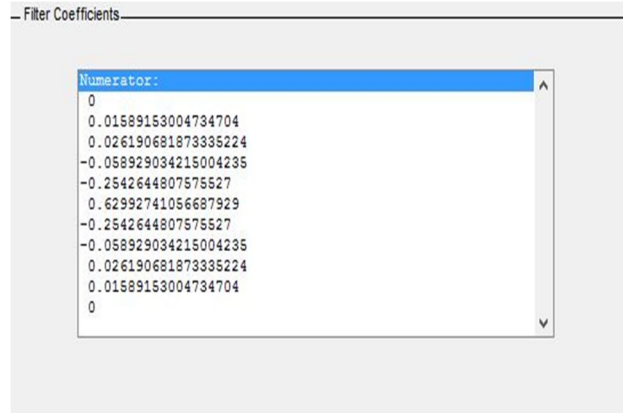


Figure 4: Filter Coefficient of Bartlett Window Technique

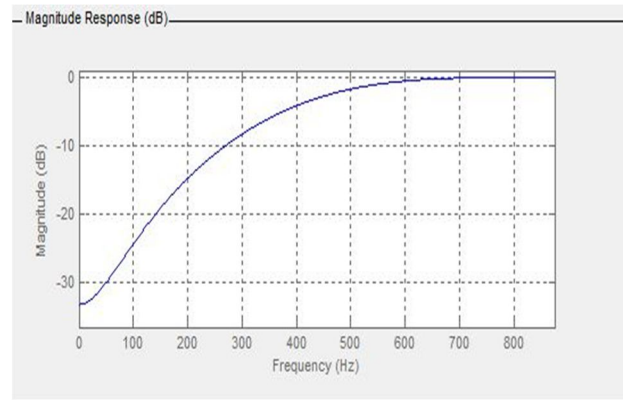


Figure 5: Magnitude Response of Blackman Window Technique

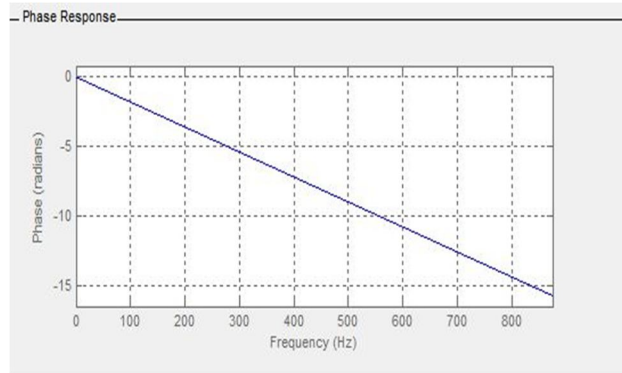


Figure 6: Phase Response of Blackman Window Technique

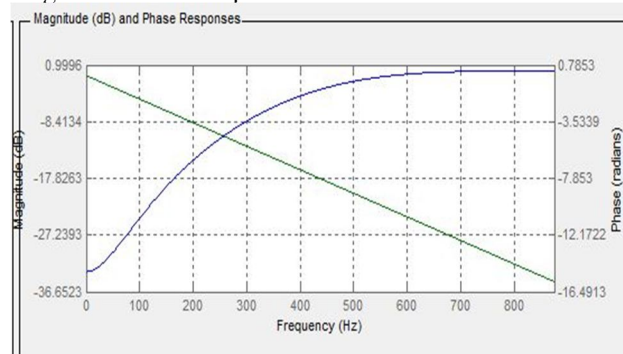


Figure 7: Magnitude and Phase Response of Blackman Window Technique

International Journal for Research in Applied Science & Engineering Technology (IJRASET)

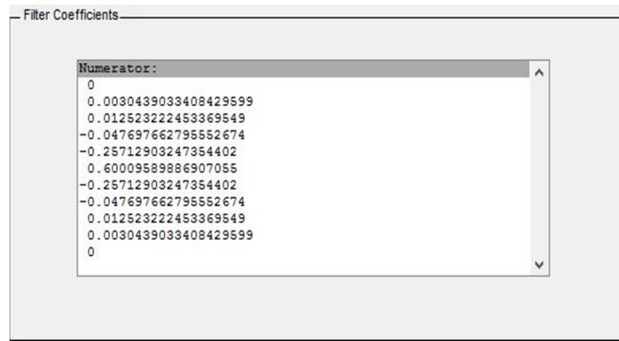


Figure 8: Filter Coefficient of Blackman Window Technique

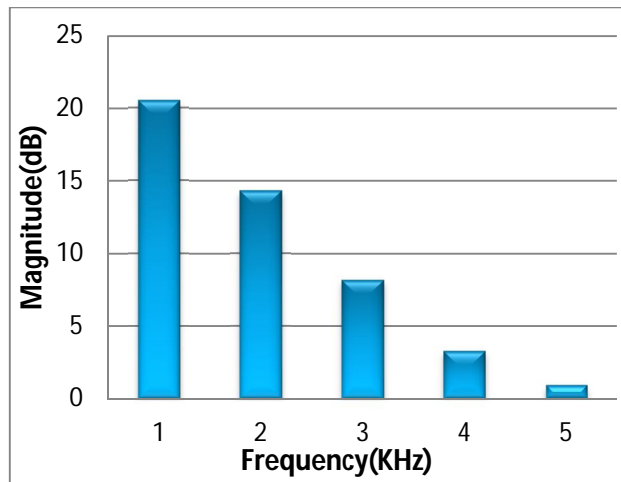


Figure 9: Magnitude and Frequency plot of Bartlett Window Technique

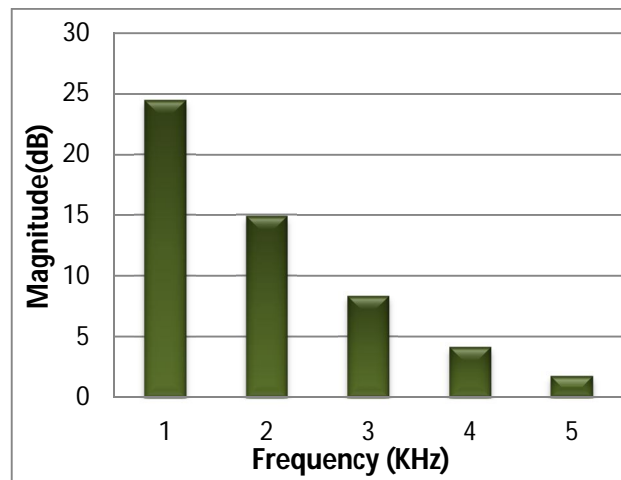


Figure 10: Magnitude and Frequency plot of Blackman Window Technique.

IV. CONCLUSIONS

The proposed design FIR filter using Bartlett and Blackman window technique of order 10. The analyses of magnitude and phase response of proposed FIR high pass filter are performed using MATLAB simulation. Digital filter can play a major role in speech signal processing applications such as, speech filtering, speech enhancement, noise reduction and automatic speech recognition. The

International Journal for Research in Applied Science & Engineering Technology (IJRASET)

Kaiser window gives the minimum.

V. ACKNOWLEDGMENT

I would like to acknowledge with gratitude, the contribution of several individuals. I wish to thank Mr. Pranay Kumar Rahi (Registrar & Assistant Professor, Department of Electrical & Electronics Engineering, I.T. Korba) for her guidance, encouragement and supervision during the period of this work. The authors would thank the Electrical and Electronics Engineering Department of the Institute support and facilities to be provided during the research and simulation work.

REFERENCES

- [1] Neil H. E. weste, David Harris and Ayan Banerjee, "CMOS VLSI Design", Pearson Education, Third Edition, pp. 345-356, 2006.
- [2] Wayne Wolf, "Modern VLSI Design", Pearson Education, Third Edition, pp. 350-359, 2008
- [3] S Salivahanan, C Gnanapriya, second edition, Tata McGraw-Hill Education.
- [4] AbdolhamidSohrabi, AzimRezaeiMotlagh, HabibRostami and AyatAkbari, "High Performance Current-Mode Multiplier Circuit", International Journal of Innovative Technology and Exploring Engineering (IJITEE) ISSN: 2278-3075, Volume-3, Issue-5, pp. 119-122, October 2013.
- [5] A. Daniel Raj, S. Vijayalakshmi and P. Sathyamoorthy, "Efficient Design of 4-bit array Multiplier using GDI low power cell", International Journal of Computer Technology and Electronics Engineering (IJCTEE) Volume 2, Issue 6, pp. 47-51, December 2012.
- [6] Sanjit K Mitra "digital signal processing computer-based approach third edition McGraw Hill.
- [7] S Salivahanan, C Gnanapriya "Digital Signal Processing" McGraw Hill, second edition, p.p. 731, 747, 761
- [8] Sanjit K Mitra "digital signal processing computer-based approach second edition McGraw Hill.
- [9] Sen. M Kuo, Bob H Lee "Real-Time Digital Signal Processing" copy right © 2001 by John Wiley & Sons Ltd. pp. 399

AUTHOR DETAILS



Pranay Kumar Rahi received the Bachelors of Technology degree in Electronics and Telecommunication Engineering from Government Engineering College, Guru Ghasidas University, Bilaspur, Chhattisgarh, India in 2004, working as an Assistant Professor in Electrical and Electronic department of Institute of Technology Korba since 2008 and pursuing Masters of Engineering in Electronics and Communication Engineering from National Institute of Technical Teacher's Training & Research, Punjab University, Chandigarh, India.



Rahul Suryawanshi pursuing Bachelor of Engineering in Electrical and Electronics Engineering in 8th semester, from Institute of Technology Korba, Chhattisgarh Swami Vivekananda Technical University, Chhattisgarh, India



Nikhil Agrawal pursuing Bachelor of Engineering in Electrical and Electronics Engineering in 8th semester, from Institute of Technology Korba, Chhattisgarh Swami Vivekananda Technical University, Chhattisgarh, India.



G Laxmi Sagar pursuing Bachelor of Engineering in Electrical and Electronics Engineering in 8th semester, from Institute of Technology Korba, Chhattisgarh Swami Vivekananda Technical University, Chhattisgarh, India.



Vikki Pandey pursuing Bachelor of Engineering in Electrical and Electronics Engineering in 8th semester, from Institute of Technology Korba, Chhattisgarh Swami Vivekananda Technical University, Chhattisgarh, India



10.22214/IJRASET



45.98



IMPACT FACTOR:
7.129



IMPACT FACTOR:
7.429



INTERNATIONAL JOURNAL FOR RESEARCH

IN APPLIED SCIENCE & ENGINEERING TECHNOLOGY

Call : 08813907089  (24*7 Support on Whatsapp)