



IJRASET

International Journal For Research in
Applied Science and Engineering Technology



INTERNATIONAL JOURNAL FOR RESEARCH

IN APPLIED SCIENCE & ENGINEERING TECHNOLOGY

Volume: 5

Issue: 1

Month of publication: January 2017

DOI:

www.ijraset.com

Call:  08813907089

E-mail ID: ijraset@gmail.com

Design of Ear-Bud Model USB Flash Drive

P. Baskar¹, Arun. R², Ahamed Ali. J³, T. Sathishkumar⁴

UG Scholar Mechanic, UG Scholar Mechatronics, UG Scholar Aeronautical

Nehru institute of engineering and technology -Anna University, Coimbatore, Tamil Nadu, Indi

Abstract- all the electronic pen-drives are available today are new trendy model and a new varieties designs. All the USB user needs a new model of pen-drive is to keep to maintain a stylish design. Now we are introducing a new design of the USB model to the Users to be more comfort and a new stylish design to use and make to feel better. It starts with a small wireless model ear bud designed shape. There is nothing more complicated to design this model comparing with the other. This model will be better feel comparing with the other models. This contains a very simple assembling shape and the comfort and stylish design. This complete assembling contains the open cap and a body of the USB.

Keywords-USB, integrated circuit, ear pod, Bluetooth, hub

I. INTRODUCTION

Today all the varieties and new designs of pen- drive are available today. All the users need a new trendy design to buy their pen-drive. A varieties of pen- drive like toy models, cars, vehicles, plants, animals, planets, satellites, computers, super heroes, human body organs, smile's, etc... since there a new models are available market today. A user need a new trendy design to buy their products. Now by the latest investigation and a variety of references a new ear pods are to be introduced in this paper. There is no need of a complicated circuits or a design for the proposed model. This model or invention never ever existed ever in the world. This invention has a priority of the easy and mind smiling design. The pen-drive was patented in 2012 and outcome by 2014. Later a varieties of pen- drives are outcomes by the year of 2010. Today lots of new trendy designs and models are available today in the markets.

II. LITERATURE SURVEY

The spot model monitoring system ear-buds or head sets are invented by Christopher priest Sanfranscio and Quin.c.Hoellewarth. In the year of 2009. He introduce a new model of pen-drive to the market by his patents. In this particular topic he had invented a stylish design for the users. Also a biometric system is introduced in the system. From this we gained a design aspect of the ear buds to make the proposed design.

The pen-drive was invented by Fu-I yang in 2004. This invention is patented by United States of America patent by the patent reviewers. This invention is widely successfully by the year of the 2006. All began to use a smart devices later. Today mostly pen-drive are bio metric system. Also new models such a pen, animals, plants and many more.

III. PROPOSED MODEL

Fig 1 shows the complete assembled model of the proposed model. It contains the main three parts outside. The outside body contains the key chain socket, and a body with plastic coated and polythene plastic coating over the layer. This is very similar to the apple-ear pod [3] design. The pen-drive is pre inserted in the center core air pod model pen-drive. Currently most of the ear phone is wireless. Since we had chosen to make it as the shape of ear phone to design. This design suits the best ever to handle, care, carry, use and hold it to a place where ever a use wants.

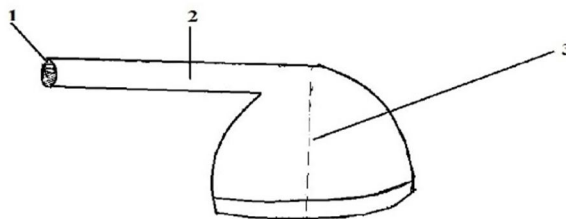


Fig.1 Full assembled view of the ear bud USB model.

International Journal for Research in Applied Science & Engineering Technology (IJRASET)

In the figure 01 contains three main parts. The pointed view **1** contains the chain socket to hold or grab a key chain or any other key or wires. This can able to hold or keep it with the USB. The point line **2** indicate the holder to male section side of the pen- drive. The ear-bud is made to indicate to make manufacture for the current invention. The line **3** indicate the female section of the pen drive. The separating partition line is indicated by dotted line in the figure.

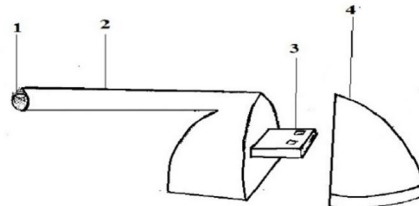


Fig.2 Open section view of the ear bud USB

The figure shows the open view of the USB pen- drive. There are two main parts, which made to connect the pen-drive. The sleek design that a Cap and Body to make the pen-drive as a single. The key chain holder **1** is in the left side of the invention. The holder **2** is made to link the keychain and the pen-drive. The pen- drive hub **3** is in with the body part. The cap is in the other part which contains the cavity for the USB store.

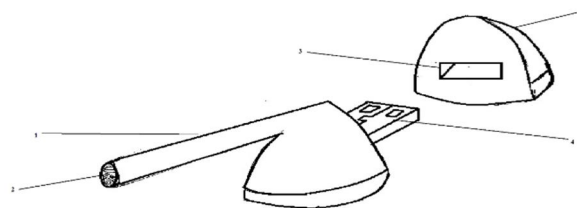


Fig.3 Open view of the ear bud model pen-drive

The figure contains the information details of the part portion. The ear bud contains the two portion of the with USB body and the cap. The key holder **2** is located at the end of the body **1** and the sectional partition is made at the Centre of the head. The cap **5** is connected with the head jack of the remaining portion. The USB male is section is located at the centroid of the body. The remaining section is engaged to the cap while closing the pen-drive.

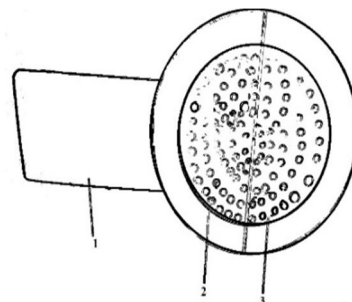


Fig.4 Top view of the ear pod model USB

International Journal for Research in Applied Science & Engineering Technology (IJRASET)

The figure contains the view on the invention in top section. From the previous figure the details contains of the ear bud design. In this figure shows the details at the back side portion. This is very similar to the ear pod that available in the model of the apple ear-pod. What we made in this invention is that the same shape and similar body shape is made to this invention. The speaker 3 is also shown in this invention to make more attractive and to make more stylish design.

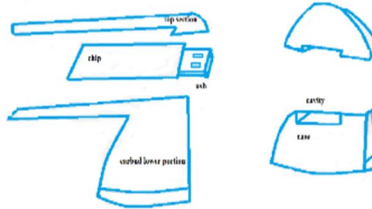


Fig.5 assembling projection view

The figure shows the assembling projection detail. The main parts are ear-bud, case, cavity, chip, USB, top sectional cases. The over-all body is made by joining or assembling the main portions. The design is made to sleek to use and carry as usual by its design and structure. There is key holder to make to hold or hang the device safely.

IV. RESULT

The proposed model has a very unique design and stylish look to the invention of the proposed model USB. Today there are many models of design available today in the market. Car, vehicles, aircrafts, trees, plants, animals, characters, superheroes, fruits, vegetables, knives, houses, shoes, bottles, etc. are available today in the market. Since what we make an analysis is that to provide a new designing of the proposed model.

V. CONCLUSION

Finally we have painted a design to make on ear-pod USB body for the stylish design and for the easy and comfort usage to the users. We have made a key socket, stylish body as well as the maximum costless design than other designs.

REFERENCES

- [1] The spot model monitoring system ear-buds or head sets are invented by Christopher priest Sanfranscio and Quin.c.Hoellewarth. United States patents US8655004B2 in 2014 February 18.
- [2] pen-drive patents by Yang. Unites states patents ref no; US6733329B2 on May 11, 2004.
- [3] Apple ear pods. www.applestore.com
- [4]



10.22214/IJRASET



45.98



IMPACT FACTOR:
7.129



IMPACT FACTOR:
7.429



INTERNATIONAL JOURNAL FOR RESEARCH

IN APPLIED SCIENCE & ENGINEERING TECHNOLOGY

Call : 08813907089  (24*7 Support on Whatsapp)