



# **iJRASET**

International Journal For Research in  
Applied Science and Engineering Technology



---

# **INTERNATIONAL JOURNAL FOR RESEARCH**

IN APPLIED SCIENCE & ENGINEERING TECHNOLOGY

---

**Volume: 5**

**Issue: V**

**Month of publication: May 2017**

**DOI:**

**[www.ijraset.com](http://www.ijraset.com)**

**Call: ☎ 08813907089**

**E-mail ID: [ijraset@gmail.com](mailto:ijraset@gmail.com)**

# Macs: A Highly Customizable Low-Latency Communication Architecture

Ashwini P Mallipatil<sup>1</sup>, S. Rekha<sup>2</sup>, Vivekanand M Bonal<sup>3</sup>

<sup>1</sup>Fourth Sem M. Tech Appa Institute of Engineering and Technology Karnataka, India

<sup>2</sup>Asoc. Professor Appa Institute of Engineering and Technology Karnataka, India

<sup>3</sup>Head, R&D, Vivek InfoTehch, Kalaburagi, Karnataka, India

**Abstract:** Networks-on-chips (NoCs) are an increasingly popular communication infrastructure in single chip VLSI design for enhancing parallelism and system scalability. Processing elements (PEs) connect to a communication topology via NoC switches, which are responsible for runtime establishment and management of inter-PE communication channels. Since NoC switch design directly affects overall system performance and exploited communication parallelism, much previous work focuses on efficient NoC switch design. In this paper we present 'MACS— a Minimal Adaptive routing Circuit Switching' based switch for a two-dimensional mesh topology NoC highly parametric NoC switch architecture that provides reduced data transfer latency, increased designer flexibility, and scalability as compared to previous architectures by combining and enhancing several NoC design strategies. MACS enhances inter-PE communication using a circuit switching technique with minimal adaptive routing and a simple and fair path resolution algorithm to maximize bandwidth utilization. Our main idea is to avoid communication failures among the nodes and hence increasing the speed of processing and maintain throughput. The source code is written in Verilog. The designed router is synthesized in XILINX ISE 12.2 and simulation is carried out by using ModelSim 10.1 the design is implemented in Altea Cyclone IV FPGA .

**Keywords:** MACS, Network on chip (NoC), router, loopback, VHDL.

## I. INTRODUCTION

Latest innovative advancement in the area of integrated circuits has empowered designers to accommodate vast numbers of transistors. The level of incorporation has upgraded estimated power massively. The exponential decline in component size has empowered incorporation of various intellectual cores on a solitary chip prompting another era of integrated circuits called System-on-Chip. Nonetheless, as the quantity of components and their execution keep on increasing, the configuration of power, range and execution valuable communication base is increasing equivalent significance. The customary techniques for associating these heterogeneous cores are not taking care of the requests of these exceptionally compound structures. Multi processors on chip systems are developing as one of the advances giving an approach to support the developing outline multifaceted nature of integrated systems, as they give processor structures adjusted to choose issue classes, related to programming adaptability. To guarantee liveness and execution, future multi processors will combine many sorts of processor cores and information memory entity of largely distinctive sizes, prompting an exceptionally diverse design. The expanding interconnection multifaceted nature and the known versatility lack of transports want another model of interconnection.

Conventional transport and crossbar based techniques for communication turned out to be exceptionally inefficient, bringing about enormous quantities of wires, expanded warmth and power utilization along with reduced scalability. On-Chip structures have been wished-for as a different option to tackle the above issues by utilizing a packet based communication systems. A typical structure of network on chip is as shown in fig 1. It is gradually being acknowledged as a critical worldview for actualizing communication amongst different centers.

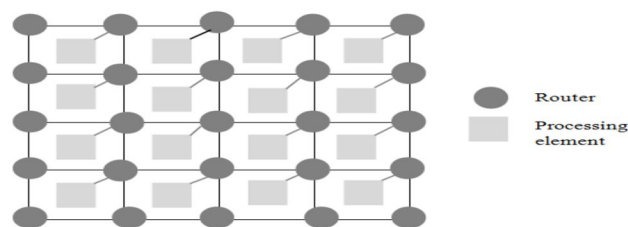


Figure 1: Structure of NoC

## International Journal for Research in Applied Science & Engineering Technology (IJRASET)

Topology of the system is characterized through the arrangements of switches and processor on the device and the manner in which those processors are associated together.

A standout amongst the most utilized topology is the 2-Dimensional network, since it actually fits the tile-based design of the chip, and the primary segments which are employed to manufacture this are switching and processing element. It utilizes the wrapper to impart in the middle of them with the switch utilizing storage unit, decoding logic and output arbiter to make the best possible directing capability.

### II. RELATED WORK

M. Hosseinabady et.al, [1] illustrates utilizing a large number of centers in a solitary chip are the regular pattern to manage the steadily expanding execution prerequisites of compound applications, for example, those utilized as a part of illustrations and interactive media developing. Framework on-chips in view of embedded networks on single chip are a suitable alternative for the arrangement of expansive multi core outlines with a huge number of centers. This article represents the summed up twofold de brujin diagram as the incorporated interrelation system to impart among centers. This chart has various remarkable components that make it reasonable to execute elite, little vitality utilization, and more robust networks. Ejlali et.al, [2] illustrates design the integrated network on a single chip to withstand against high unwavering quality allied with power, superior and less vitality utilization. The effects of different blunder control designs on these goals as well as on the tradeoffs among them have been taken into account by few researches.

S. Jovanovic et.al, [3] illustrates the worldview for heading of data internally amid modules progressively put on a chip for reconfigurable system devices is cunoc. Dynamism exchange of information that is generally adaptable and used for reorganized device is possible by this paradigm because of its supply correspondence unit. D. Fick et.al, [4] proposes all the other systems can adopt it by making minute changes to it and need to carry out in messaging medium. With this, it is possible to achieve changeable structure, concurrent transfer packages with related to area and also frequency.

K. Sekar et.al, [6] proposes an integrated correspondence design as an essential determinant of general execution in complex framework on-chip outlines is introduced. Since the communiqué necessities of integrated systems can alter essentially after some time, communication models which progressively identify and adjust to such varieties can significantly improve framework execution. In this manuscript, flexbus, another engineering that can productively adjust the consistent availability of the correspondence design and the parts associated with it. This design includes a progressively configurable correspondence engineering topology.

Greco et.al, [7] proposes one of the upcoming methods for dealing with the difficulty of decreasing dimension of integrated multi-core chips called on chip networks is presented in this paper. Lessened element size and deep submicron impacts uncover the information transfer means of this kind of chip to large mistake rates, and extra concern should be taken to guarantee its resiliency, issue free operation. In this document, we displayed a flaw discovery design in light of a code-disjoint outline, and assessed and thought about the execution of our design and other mistake location/recuperation systems. Our discovery design can distinguish among the errors occurring in the global or local links.

C. Bobda et.al, [8] addresses a new exemplar to hold up the communication amongst modules placed with dynamism on a reconfigurable device at runtime is described here. Adaptable communication means is addressed in this paper for on-chip network. Unlimited communication amongst processing component and pins is a permitted by designed architecture. A new steering approach is proposed which is capable of handling obstacles.

### III. DESIGN METHODOLOGY

#### A. Macs Architecture

MACS has four total switch ports with one port connected to each neighboring switch (left, right, up, and down) and two local ports connected to the two PEs (Figure 2).

## International Journal for Research in Applied Science & Engineering Technology (IJRASET)

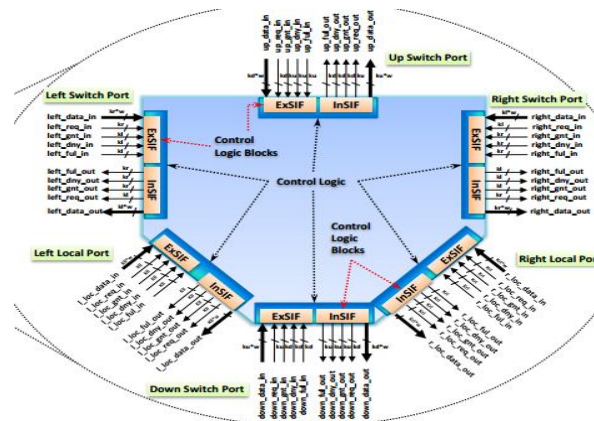


Figure 2 MACS Design Overview

The detailed MACS switch's architecture (right). The switch architecture shows all switch ports, local ports, and control logic blocks (ExSIF and InSIF) with associated port input/output signals. Each port shows all port signals. Architectural parameters include number of lanes per port ( $K$ ) and number of data signals per lane ( $W$ )

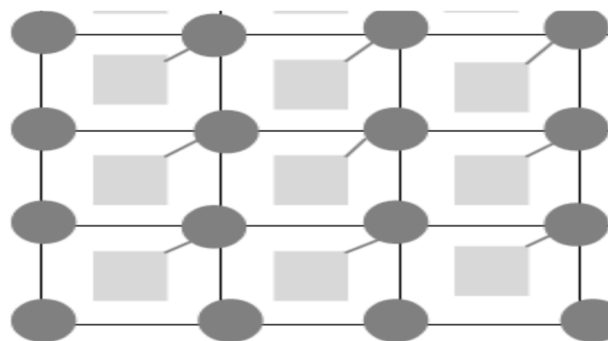


Figure: 3 4x4 -MACS Overview

Figure 3 depicts 3x3-MACS's high-level architectural layout. X and Y coordinates identify individual switch addresses based on horizontal and vertical positions, respectively. Each switch's two PEs are addressed relative to their connected switch. A port identification number (PID) uniquely identifies each port. Each port contains multiple input and output communication lanes to support multiple simultaneous communication channels between different PE pairs (denoted by the  $K$  tunable architectural parameter in Figure 2). Furthermore, each lane contains input and output data signals (denoted by the  $W$  tunable architectural parameter in Figure 2) to provide data transfer bandwidth on a communication channel. MACS provides guaranteed throughput using a circuit-switched communication methodology with distributed arbitration.

In this section, we provide an overview of switch operation followed by switch architectural details. 3.1 Switch Operation Switch operations include communication channel establishment for inter-PE data transfers (transactions), waiting for transaction completion, and releasing communication channel resources (e.g., logic elements, registers, etc.). Channel establishment connects an input lane to an output lane and is the process of allocating channel resources for routing incoming channel establishment requests and data on this input-output lane connection, thus establishing a dedicated communication channel. After channel resource allocation, the switch waits until transaction completion before releasing these resources. Each port contains control logic for channel establishment.

The control logic consists of two types of control logic blocks: an External Signal Forwarder (ExSIF) and an Internal Signal Forwarder (InSIF) (collectively referred to as signal forwarders). Signal forwarders are responsible for controlling all communication operations such as request servicing, channel establishment negotiations, and channel release.



## International Journal for Research in Applied Science & Engineering Technology (IJRASET)

### B. Signal Forwarders And Status Registers

Figure 4 depicts the internal connections between two arbitrary switch port lanes (connections with remaining switch port lanes are labeled but not shown) and the status register placement. The signal forwarders, ExSIF and InSIF, establish internal connections between input and output lanes, respectively. For readability, Figure 4 has been subsetting to show components and signals for a sample input-output lane connection. In the actual architecture, every lane contains all shaded components ExSIF and InSIF use the request register to forward, maintain, and release incoming requests from the neighboring switches and the request's grant/deny to neighboring switches, respectively.

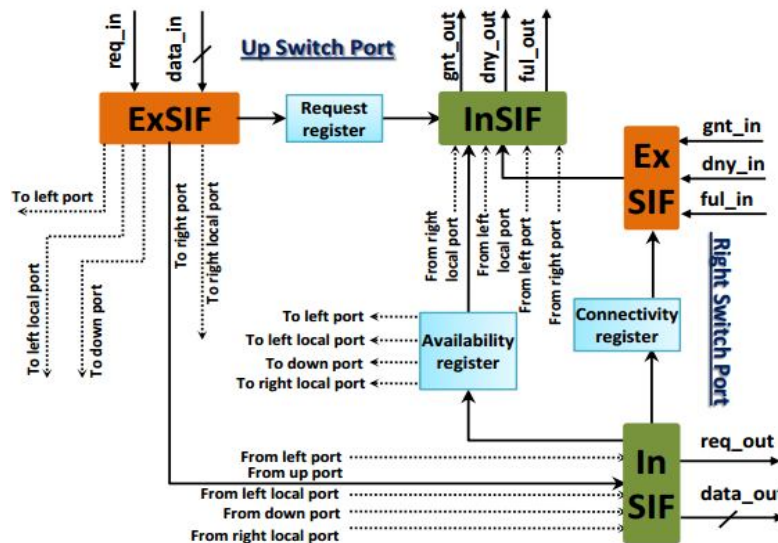


Figure 4: A subset of internal connections between the signal forwarders (ExSIF and InSIF)

InSIF polls internal requests forwarded by ExSIF in a distributed round robin fashion an output to a neighboring switch based on the communication channel routing algorithm and the availability register. The availability register contains information about the number of output lanes not serving an output to a neighboring switch. InSIF and ExSIF use the connectivity register to forward, maintain, and release internal requests forwarded by ExSIF and the request's grant/deny coming from the neighboring switch, respectively. MACS's routing algorithm evaluates multiple routing paths and allows each port to store the port's unavailable communication resources (i.e., number of the port's output lanes that are reserved for established channels) in the availability register. As the number of unavailable communication resources decreases, the likelihood of a new channel establishment assigned to his port increases and thereby maximizes bandwidth utilization.

### C. Distributed Round Robin Arbiter Architecture

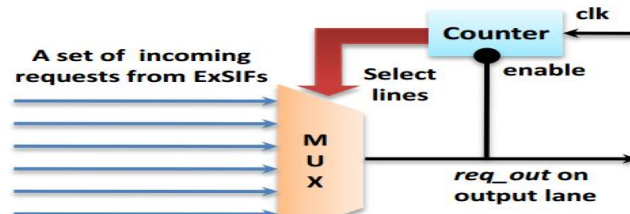


Figure 5 Distributed round robin arbiter architecture

Distributed round robin arbiter architecture for one output lane. Selection of an asserted incoming request asserts the output lane signal, disables the counter, and retains a persistent input-output connection. De-assertion of a selected input lane will de-assert the output lane and enable the counter for further selection.

# International Journal for Research in Applied Science & Engineering Technology (IJRASET)

## IV. SIMULATION RESULTS

Selecting the best MACS configuration (combination of MACS's architectural parameter values) for an application is crucial to achieve system-specific area and performance goals. To evaluate the area utilization and maximum operating frequency, we implemented MACS as a highly parametric Verilog model. Simulation describes the validation of a design, its task and execution. It is the procedure of applying boosts to a model after some time and creating relating reactions from a model. The proposed design is simulated in Modelsim 10.1d.

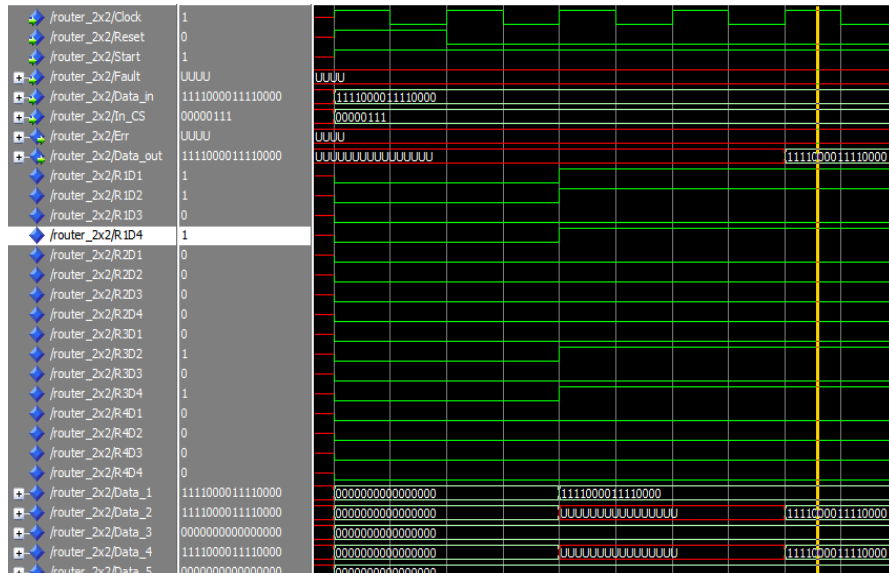


Figure 6 : Output waveform of 4x4 MACS

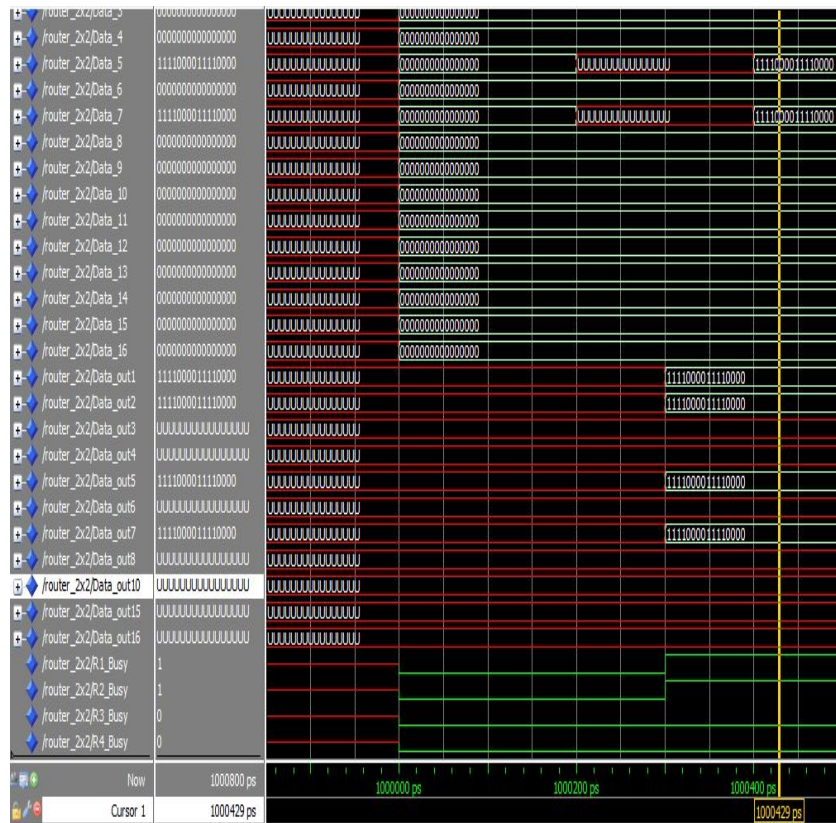


Figure 7 Output result of 4x4 MACS

# International Journal for Research in Applied Science & Engineering Technology (IJRASET)

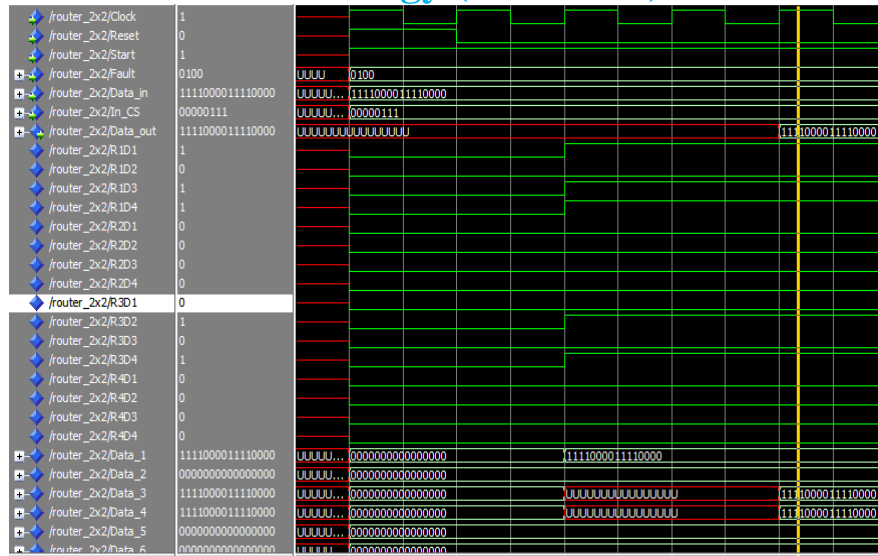


Figure 8 : simulation output of 4x4 MACS with loopback

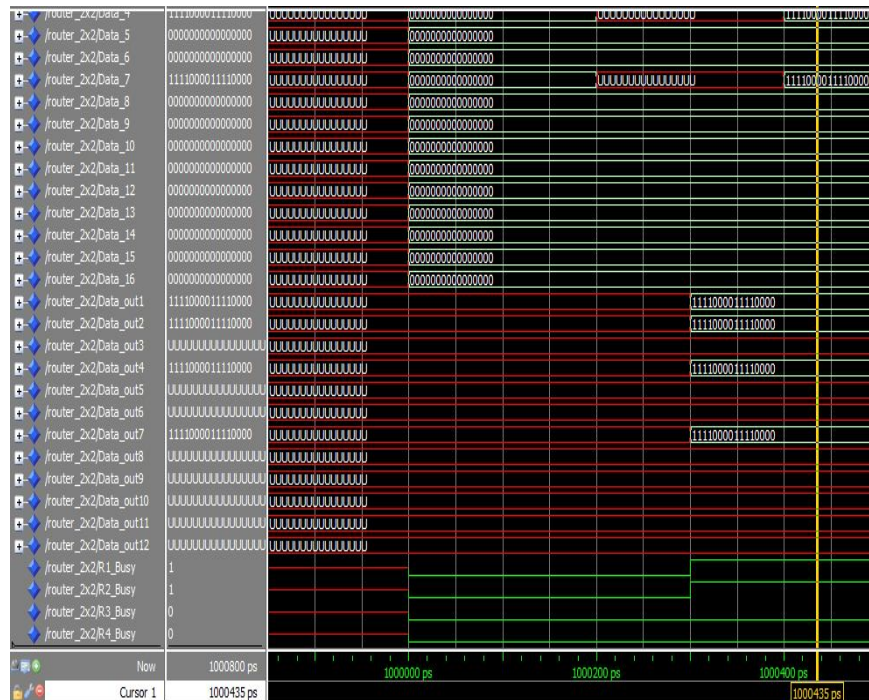


Figure 9: Output waveform of 4x4 MACS with loopback

## V. CONCLUSION

In this paper, a new reliable MACS is designed along with an error detection system that is best suited for adaptive network, which is mandatory for categorizing the flawed blocks of the system which fluctuates during execution of meticulous application. In addition a loopback segment is also added in all ports of the switch which evades the packets being blocked when it is founded that neighboring node is busy or defective .So in this way it enhances routers performance and upholds throughput. Due to the existence of error correcting schemes the repetitive exercise of logic rudiments is abridged and for that logic it is to a great extent more advantageous than common communiqué modules in a chip. The progressing work concentrates on assessing precisely the effect of defective identify blocks and enhancing the directing mislaid sighting method, by ensuring the diagonal access indication connects and steering detection section against faults.

# International Journal for Research in Applied Science & Engineering Technology (IJRASET)

## REFERENCES

- [1] M. Hosseinabady, M. Kakoei, J. Mathew, and D. Pradhan, "Low idleness and vitality productive versatile engineering for huge NoCs utilizing summed up de Bruijn chart," IEEE Trans. Large Scale Integr.(VLSI) Syst., vol. 19, no. 8, pp. 1469–1480, Aug. 2011.
- [2] A. Ejlali, B. Al-Hashimi, P. Rosinger, S. Miremadi, and L. Benini, "Performability/vitality tradeoff in fault control designs for on-chip systems," IEEE Trans. Large Scale Integr. (VLSI) Syst., vol. 18, no. 2, pp. 1–14, Jan. 2010.
- [3] D. Fick, A. De Orio, G. Chen, V. Bertacco, D. Sylvester, and D. Blaauw, "A profoundly strong directing calculation for issue tolerant NoCs," in Proc.Design, Autom. Test. Eur. Conf. Show., pp. 21–26, Apr 2009.
- [4] S. Jovanovic, C. Tanougast, C. Bobda, and S. Weber, "CuNoC: A dynamic scalable communication structure for dynamically reconfigurable FPGAs," Microprocess. Microsyst., vol. 33, no. 3, pp. 24–36, Feb. 2009.
- [5] K. Sekar, K. Lahiri, A. Raghunathan, and S. Dey, "Powerfully configurable transport topologies for superior on-chip communicate," IEEE Trans. Large Scale Integr. (VLSI) Syst., vol. 16, no. 11, pp. 1413–1426, Oct. 2008.
- [6] N. Karimi, A. Alaghi, M. Sedghi, and Z. Navabi, "Online network on-chip switch shortcoming identification and determination utilizing practical switch faults," J. General Comput. Sci., vol. 13, no. 22, pp. 3716–3736, IEEE Nov. 2008.
- [7] C. Grecu, A. Ivanov, R. Saleh, E. Sogomonyan, and P. Pande, "On-line issue identification and area for NoC interconnects," in Proc. twelfth IEEE Int. On-Line Test. Symp., pp. 145–150, Jul. 2006.
- [8] C. Bobda, A. Ahmadinia, M. Majer, J. Teich, S. Fekete, and J. van der Veen, "DyNoC: A dynamic foundation for communicate in powerfully reconfigurable devices," in Proc. Int. Conf. Field Program. Logic Appl., pp. 153–158, Aug. 2005.





10.22214/IJRASET



45.98



IMPACT FACTOR:  
7.129



IMPACT FACTOR:  
7.429



# INTERNATIONAL JOURNAL FOR RESEARCH

IN APPLIED SCIENCE & ENGINEERING TECHNOLOGY

Call : 08813907089  (24\*7 Support on Whatsapp)