



# **iJRASET**

International Journal For Research in  
Applied Science and Engineering Technology



---

# **INTERNATIONAL JOURNAL FOR RESEARCH**

IN APPLIED SCIENCE & ENGINEERING TECHNOLOGY

---

**Volume: 5**

**Issue: V**

**Month of publication: May 2017**

**DOI:**

**[www.ijraset.com](http://www.ijraset.com)**

**Call: ☎ 08813907089**

**E-mail ID: [ijraset@gmail.com](mailto:ijraset@gmail.com)**

# **A Novel Approach to Increase the Embedding Capacity in Digital Watermarking Using DWI-IWT**

Harshitha R<sup>1</sup>, Vidya S S<sup>2</sup>, Dr Suresh H N<sup>3</sup>

<sup>1</sup>M. Tech, Department of Electronics and Instrumentation, Bangalore Institute of Technology, V.V.Puram, Bangalore 560004, Karnataka, INDIA.

<sup>2</sup> Assistant Professor, Department of Electronics and Instrumentation, Bangalore Institute of Technology, V.V.Puram, Bangalore 560004, Karnataka, INDIA.

<sup>3</sup> Professor & PG Coordinator, Department of Electronics and Instrumentation, Bangalore Institute of Technology, V.V.Puram, Bangalore 560004, Karnataka, INDIA.

**Abstract:** watermarking is a development that supplements cryptography by embeddings impalpable flags in work. Information covering strategies have starting late ended up being imperative in different application zones. Propelled sound, video and pictures are dynamically furnished with perceiving however intangible engravings, which may contain a covered copyright see that expects unapproved copying particularly. One approach is to introduce an imperceptible picture known as digital watermarks into a photo progression. This paper presents secured counts for embeddings advanced watermarks into pictures. The proposed methodology performs undefined watermarking of pictures in repeat space. The watermark is embedded in the discrete wavelet (dwt) and integral wavelet (iwt) transform on a photo in a multi-dimensional way. In the interpreting stage, once the watermark is expelled from the watermarked picture, certain execution measures, as peak signal to noise ratio (psnr) and correlation are figured. Regardless of the way that iwt technique gives better results when appeared differently in relation to dwt, results by joining both iwt-dwt together are amazing.

**Keywords:** watermarking, iwt, dwt, ber, design of watermarking systems, embedding capacity, robust.

## **I. INTRODUCTION**

The need to make duplicate, transmit and convey digital information as a part of widespread multimedia technology in internet era is common .. In this manner copyright security has ended up being essential to avoid unapproved duplicate issue. Digital watermarking gives copyright confirmation to picture by stowing away proper data in unique picture to announce legitimate proprietorship. Robustness, Perceptibility, embedding capacity and bit error rate are four essential factors to determine quality of watermarking scheme [10-11]. The Watermarking computations are completely sorted as Spatial Domain Watermarking and Transformed domain watermarking. In spatial domain, watermark is installed by specifically adjusting pixel estimations of cover image . Least Significant Bit inclusion is case of spatial domain watermarking. In Transform domain, watermark is embedded into changed coefficients of picture giving more data concealing limit and more power against watermarking assaults since data can be spread out to whole picture [9] .Keeping in mind the end goal to further execution enhancements in changed based computerized picture watermarking calculations are acquired by consolidating each changes [8] .Subsequently of blend of calculations Robust and secure watermarked picture are gotten [7] .In this paper we go for expanding the installing limit and vigor to get a vague watermarked picture. As a blend we utilize DWT-IWT . Utilization of IWT which includes the lifting method increments inserting limit of the watermarked picture [6] . The DWT is closer to human visual framework than DCT. Since both changes utilized are wavelet changes the scaleability and resistance to the implanting calculation connected is relied upon to be great .

## **II. COMBINED ALGORITHMS DWT-IWT**

### **A. Discrete wavelet transform**

The fundamental thought of discrete wavelet transform (DWT) in image process is to multi-separated decomposition of the picture into sub-picture of various spatial domain and independent frequency district [5-4]. After the original image has been applying DWT , it is disintegrated into four frequency region which is one low frequency district (LL) and three high-frequency district (HL,LH,HH). If the data of low frequency district is DWT changed the sublevel frequency district data will be gotten. A two

## International Journal for Research in Applied Science & Engineering Technology (IJRASET)

dimensional picture after three-level DWT decomposition can be appeared as Fig.1. Where, H speaks to high-pass channel, L speaks to low-pass channel. A unique picture can be made of recurrence locales of HL1, LH1, and HH1. The low-frequency district data likewise can be disintegrated into sub-level recurrence area data of LL2, HL2, LH2 and HH2. By playing out this the first picture can be deteriorated for n level wavelet change. Ordinarily the greater part of the picture vitality is gathered at the lower level frequency sub-groups LLx and accordingly installing watermarks in these sub-groups may despite the fact that debase the picture it could build heartiness altogether




Fig:1 Sketch Map of Image DWT Decomposed

In another way, the high frequency sub-groups HHx incorporate the edges and surfaces of the picture and the human eye is not by and large touchy to changes in such cases sub-groups. This enables the watermark to be inserted without being seen by the human eye. The trade off embraced by numerous DWT-based watermarking calculation, is to install the watermark in the center recurrence upper-groups LHx and HLx where adequate execution of heartiness and impalpability can accomplished. [3-2].

### B. Integer wavelet transform

Integer Wavelet Transform is used for lossless compression. The transform coefficients exhibits the feature of being exactly represented by finite precision numbers, and this allows for truly lossless coding. IWT- Integer Wavelet Transform is much faster than the floating point arithmetic because floating point wavelet transforms demands for longer data length than the integer wavelet transform does. Another benefits of IWT is reversibility. This means the image can be reconstructed without any loss because all the coefficients are in integers and can be stored without rounding off the errors. To obtain an efficient implementation of the discrete wavelet transform, it is of great practical importance that the wavelet transform is represented by a set of integers. Because if we store wavelet coefficients as a floating point values it requires 32 bits per coefficients. This is not reasonable in some applications like speech compression. Hence wavelet coefficients are rounded to convert it into integer number for efficient encoding and storage. Because of this rounding process, the original signal cannot be reconstructed from its transform without an error. This is the reason for not getting loss-less speech compression in the filter bank implementation. Using lifting scheme of wavelet transform, rounding error is cancelled during the inverse transform. Hence it is possible to achieve perfect reconstruction.



## International Journal for Research in Applied Science & Engineering Technology (IJRASET)

### III. THE COMBINED DWT –IWT ALGORITHM

#### A. Watermark embedding algorithm

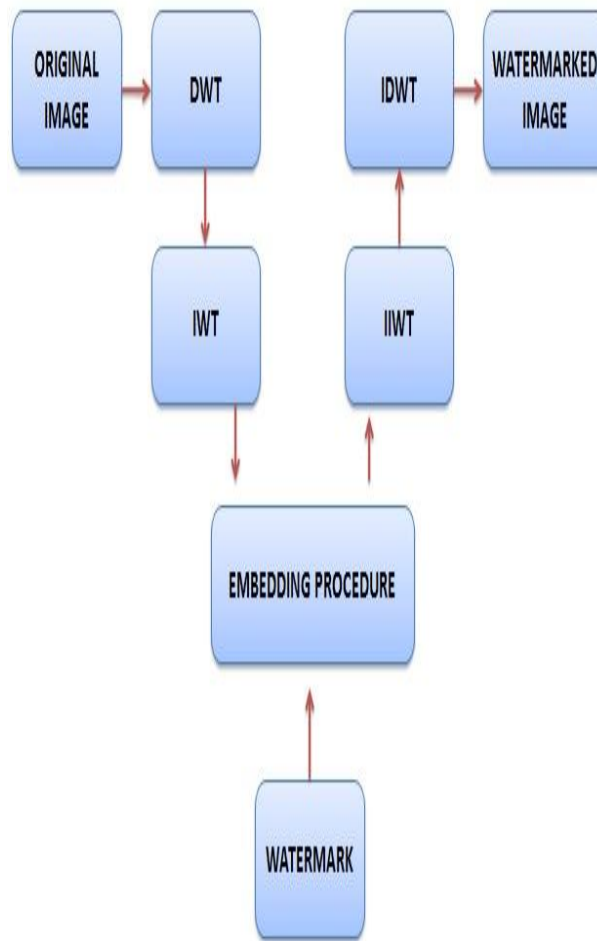


Fig:2 Watermark embedding

Firstly DWT technique is applied to decompose the cover host image into four non-overlapping multi-resolution sub-bands: LL1, HL1, LH1, and HH1. then we divide the any of the sub-band HL1 (or HH1) into 16 x 16 blocks. After dividing into blocks we apply IWT which includes lifting scheme of watermarking where each floating point coefficient is rounded to the integer value for , each block in the chosen sub-band. Now we Re-formulate the grey-scale watermark image into a vector of zeros and ones. Two uncorrelated pseudorandom sequences is generated . One sequence is used to embed the watermark bit 0 (PN\_0) and the other sequence is used to embed the watermark bit 1 (PN\_1). Embedding of the two pseudorandom sequences, PN\_0 and PN\_1, with a gain factor, in the Integer Wavelet transformed 16x16 blocks of the selected DWT sub-bands of the host image is further done . Embedding is not applied to all coefficients of the IWT block, but only to the selected coefficients. By applying inverse IWT to each block after its coefficients have been modified to embed the watermark bits as described in the previous step the inverse DWT is applied on the DWT transformed image, including the modified sub-band, to produce the watermarked original (host) image.

#### B. Watermark Extraction algorithm

In the extraction phase DWT is applied to decompose the watermarked image into non-overlapping four multi-resolution sub bands: LL1, HL1, LH1, and HH1. The divide sub-band of 16x16 blocks is applied with inverse wavelet transforms (IIWT) to each block in the chosen sub-band and extract the coefficients of each IWT transformed block. Regenerate the two different pseudorandom sequences (PN\_0 and PN\_1) using the same seed used in the previous watermark embedding procedure. Reconstruct the watermark

## International Journal for Research in Applied Science & Engineering Technology (IJRASET)

using the extracted watermark bits, and compute the similarity between the original image and extracted watermarks.

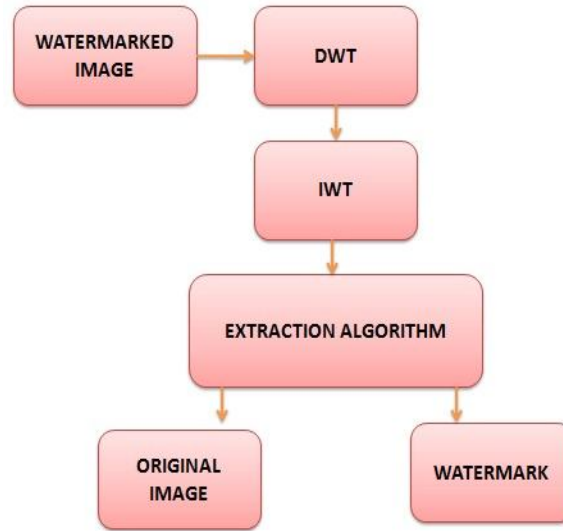


Fig 3: Watermark extraction

### IV. RESULTS AND DISCUSSION

The MATLAB (R2015a) is used to implement and to analyse the proposed algorithm. Due to its advances in image processing tool boxes and inbuilt functions the coding is done using Matlab. The parameters used are RGB original images of size 512X512 jpg and png formats the three RGB watermark images of size 64x64 bmp format. The original images taken are the colour babies images and the watermarks that is embedded are the logo of baby products. For the illustration few images and watermarks are shown in the figure 4. The experimental analysis was conducted by using various original images and watermarks and the performance parameter PSNR values of the proposed algorithm are calculated and tabulated only for few images. The PSNR (peak signal to noise ratio) value is an image quality measurement index. The PSNR and MSE between the watermarked image and original image is calculated using Eq.(1) and (2)

$$\begin{aligned}
 PSNR &= 10 \cdot \log_{10} \left( \frac{MAX_I^2}{MSE} \right) \\
 &= 20 \cdot \log_{10} \left( \frac{MAX_I}{\sqrt{MSE}} \right) \\
 &= 20 \cdot \log_{10}(MAX_I) - 10 \cdot \log_{10}(MSE) \quad ..(1)
 \end{aligned}$$

$$MSE = \frac{1}{mn} \sum_{i=0}^{m-1} \sum_{j=0}^{n-1} [I(i,j) - K(i,j)]^2 \quad ..(2)$$

$I_{i,j}$  = original-image

$K_{i,j}$  = reconstructed image at reception.

$m \& n$  = number of row and coloumn .

## International Journal for Research in Applied Science & Engineering Technology (IJRASET)



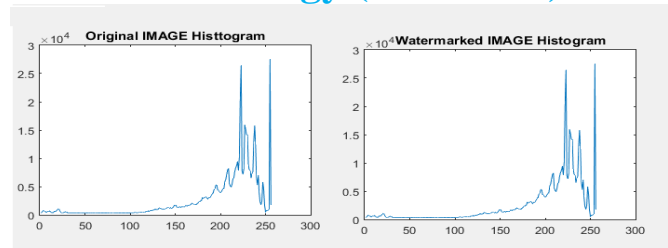
Fig 4: original images and watermarks

Different attacks such as noise attack ,blurring ,rotation are applied on the watermarked image to check for the robustness. When we compared this with all other methods the combination algorithm of DWT-IWT works very well .

### A. Results for host image quality



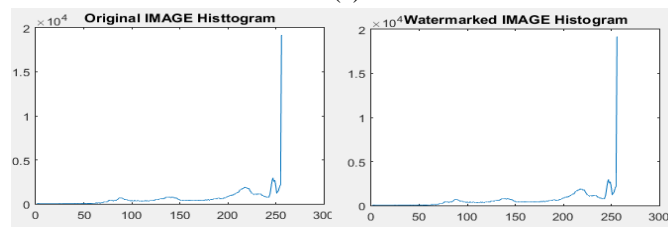
# International Journal for Research in Applied Science & Engineering Technology (IJRASET)



(b)



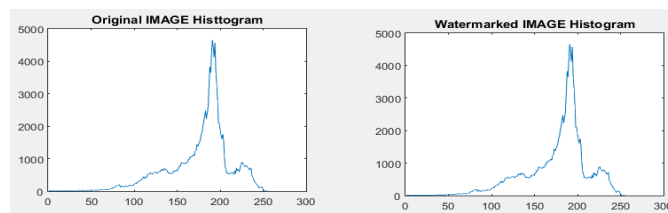
(c)



(d)



(e)

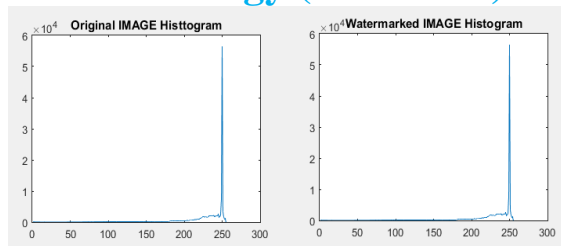


(f)



(g)

# International Journal for Research in Applied Science & Engineering Technology (IJRASET)



(h)

Fig 5: (a)(c)(e)(g) Watermarked images  
(b)(d)(f)(h) Histogram Comparison

Table 1: MSE Comparison with other Algorithm for different

Images

Figure	DCT-DWT MSE	DWT-IWT MSE
a	2.082655	0.824319
b	2.497555	0.521162
c	2.261144	0.849850
d	2.215492	0.428494

Table 2: BER Comparison with other Algorithm for different images.

Figure	DCT-DWT BER	DWT-IWT BER
a	724593.00	935.0000
b	730135.00	550.0000
c	729442.00	2350.000
d	698257.00	2263.000

Figure	DCT-DWT PSNR	DWT-IWT PSNR
a	44.910502	48.969852
b	44.121524	50.961072
c	44.519129	48.665377
d	44.641972	51.811359

Table 3: PSNR Comparison with other Algorithm for different images .

## V. CONCLUSIONS

By combining the two common frequency domain methods, we could take the advantageous of both two algorithms to improve the performance in IWT-based digital image watermarking using lifting scheme .Two transforms are combined to get a high embedding capacity in watermarking with reduced Bit Error Rate , Since both transforms used are wavelet transforms the



## International Journal for Research in Applied Science & Engineering Technology (IJRASET)

saleability and tolerance to the embedding algorithm applied is good and also we get the robust watermarked image with high quality which is more robust than the Spatial technique. There is a scope of future work in developed technique, this technique is still applicable for images only but its technique can also be developed for audio, videos because we know that audio is also represented in frequency component and video is a collection of image frames so watermarking can be inserted in that both and make audio and video watermarking effectively.

### VI. ACKNOWLEDGMENT

Any achievement, be it scholastic or otherwise does not depend solely on the individual efforts but on the guidance, encouragement and co-operation of intellectuals, elders and friends. A number of personalities, in their own capacities have helped me to work on watermarking. I would like to take this opportunity to thank them all. I would like to thank my PARENTS for their constant moral support throughout. I also extend my sense of gratitude and sincere thanks to all the faculty members of Electronics and Instrumentation Engineering, Bangalore Institute of Technology, for their constant encouragement and support.

### REFERENCES

- [1] Lin, S. and C. Chin, "A Robust DCT-Based Watermarking For Copyright Protect", IEEE Trans. Consumer Electronics, 46: 415-421, 2000.
- [2] Ejima, M. and A. Myazaki, "On The Evaluation Performance Of Digital Watermarking in The Frequency Domain (FD)", in Proceeding of the IEEE Int. Conference. on Image Processing, 2: 546-549, 2001.
- [3] R. Mehul and R. Priti, "Discrete Wavelet Transform Base Multiple Watermarking", Proceedings of IEEE Region 10 Technical Conference on Convergent Technologies for the Bangalore, Asia-Pacific, India, October 14-17-2003.
- [4] Sambaran Bandyopadhyay, Ruchira Naskar and Rajat Subhra Chakraborty, 'Reversible Digital Watermarking using Integer Wavelet Transform', International Conference on ReConFigurable Computing 2015.
- [5] L. Agrwal, A. Yadav, U. Kumar and S. K. Gupta 'Improved invisible watermarking technique using IWT-DCT', 2016 5th International Conference on Reliability, Infocom Technologies and Optimization (Trends and Future Directions) (ICRITO), Noida, 2016, pp. 283-285.
- [6] Ravi K Sheth, Dr. V V Nath. 'Secured Digital Image Watermarking with Discrete Cosine Transform and Discrete Wavelet Transform method', International Conference on Image Processing (ICIP) .978-1-5090-0673-1/16 IEEE - 2016.
- [7] Malika Narang, Gurgaon Sharda Vashisth 'Digital Watermarking using Discrete Wavelet Transform', International Journal of Computer Applications 2013.
- [8] K.Thaiyalnayaki, A .Kala" Dual Robust Watermarking Using Integer Wavelet Transform And Singular Value Decomposition" International Journal of Remote Sensing & Geoscience (IJRSG ) ISSN No: 2319-3484 Volume 2, Issue 6, Nov. 2013.
- [9] Digvijaysinh Vaghela, Ram Kishan Bairwa 'Digital Image Watermarking Using DWT Based DCT Technique ' International Journal of Recent Research and Review, Vol. VII, Issue 4, December 2014
- [10] GhoutiL, BouridaneA and Ibrahim MK, "Digital image watermarking using balanced multi wavelets", IEEE Transactions on Signal Processing, 54(4), pp. 1519-1536, 2006.
- [11] J. P. Maheshwari, M. Kumar, G. Mathur, R. P. Yadav and R. K. Kakerda, 'Robust Digital Image Watermarking using DCT', Communications and Signal Processing (ICCSP) International Conference, 2013.



10.22214/IJRASET



45.98



IMPACT FACTOR:  
7.129



IMPACT FACTOR:  
7.429



# INTERNATIONAL JOURNAL FOR RESEARCH

IN APPLIED SCIENCE & ENGINEERING TECHNOLOGY

Call : 08813907089  (24\*7 Support on Whatsapp)