



# **iJRASET**

International Journal For Research in  
Applied Science and Engineering Technology



---

# **INTERNATIONAL JOURNAL FOR RESEARCH**

IN APPLIED SCIENCE & ENGINEERING TECHNOLOGY

---

**Volume: 5      Issue: VI      Month of publication: June 2017**

**DOI:**

**[www.ijraset.com](http://www.ijraset.com)**

**Call: ☎ 08813907089**

**E-mail ID: [ijraset@gmail.com](mailto:ijraset@gmail.com)**

# **Design and Development of Sugar Cane Harvesting Machine**

Mr. Sanket Patel<sup>1</sup>, Ms. Smita Maid<sup>2</sup>, Mr. Vivek Kumar<sup>3</sup>, Dr. V. Singh<sup>4</sup>

<sup>1</sup>Engineering Student, Department of Mechanical Engineering, DYPIET Engineering College, Pimpri, Pune, India,

<sup>2</sup>Engineering Student, Department of Mechanical Engineering, DYPIET Engineering College, Pimpri, Pune, India, <sup>3</sup>Engineering Student, Department of Mechanical Engineering, DYPIET Engineering College, Pimpri, Pune, India,

<sup>4</sup>Professor, Department of Mechanical Engineering, DYPIET Engineering College, Pimpri, Pune, India,

**Abstract:** *in today's competitive world there is a need for faster rate of production of agricultural products. Agriculture is the backbone of india. Almost all farmers are facing problems of labour shortage. Day by day labour wages and demand of agriculture products are increasing. This project aims to design and fabricate small scale sugarcane harvesting machine to reduce farmer's effort and to increase productivity of agricultural products. Machine consists of petrol/diesel engine and different mechanisms are used in this machine. Compared to manual harvesting machine harvesting has a higher cutting capacity rate leading to economy. The machine is useful for both harvesting small and big farms.*

**Keywords:** *cutters, tyres, wheel, chassis, handle, frame, sugarcane.*

## **I. INTRODUCTION**

India is one of the major agricultural countries in the world. Maharashtra being a major sugarcane cultivating state had majority of labours for harvesting of sugarcane manually, but that was the situation of 10-20 years back. Today, as the demand of sugarcane products like sugar has increased, the cultivation of sugarcane is also increased. But as there has been a shortage of labours for the sugarcane harvesting process, due to which sugarcane which is ready for harvesting is left as it is in the field and dried which affects its quality & quantity of sugar content in it due to delay in supplying to the sugarcane industry. The process of harvesting consists of cutting the cane from bottom, then cutting off its top leaves, making a bundle which consists of 10 to 15 canes each and then carrying it to the trucks and loading it. This entire process is time consuming and requires a lot of hard work and is tedious as it is done manually by labours. When we look at the world scenario, it is found that the fields of sugarcane are extremely huge compared to the Indian farms and hence they use machines for harvesting instead of labours as it is not possible by the labours to harvest the farm quickly. Therefore, labours for harvesting are very rare case. Therefore, it is seen that machines specially for sugarcane harvesting have been built & used and they have worked out to be quite successful. There have been attempts made to make use of these harvesters in India, however, the attempts turned out to be unfavourable to the small size farms and land quality of our farms. Hence, till today also very few sugarcane harvesters are used for helping in the process even though a need is arising due to scarcity of labourer's and an increase in demand for a faster and more profitable output of farmers. In India agriculture has facing serious challenges like scarcity of agricultural labour, not only in peak working seasons but also in normal time. This is mainly for increased nonfarm job opportunities having higher wage, migration of labour force to cities and low status of agricultural labours in the society. Sugarcane is the world's largest crop 2010. As per Food Agricultural Organization (FAO) estimates it was cultivated on about 23.8 million hectares in more than 90 countries, with a worldwide harvest of 1.69 billion tons in 2010. Different types of harvesting machines are available in the market namely paddy harvester, Tea harvester, Potato harvester, Wheat harvester and sugarcane harvester as mentioned above all are available in small scale except sugarcane harvesting machine. Sugarcane harvesting is an agricultural machinery use to harvest and process sugarcane.

## **II. DESCRIPTION**

In this project, the idea is to make the mechanization of small scale Sugarcane harvesting machine. Different parts of a machine will be mounted on strong chassis. The wheels will be attached to this chassis so that it can be moved in the farm. The machine is pushed through the field manually to perform cutting action. The guides/ram is provided in front of machine to lift abruptly grown sugarcane. Ergonomics is given importance as it involves pushing action. The cutter is driven with the help of belt and pulley arrangement. The pulley is mounted on the shaft of the motor which drives another pulley and shaft arrangement to which cutter is

## International Journal for Research in Applied Science & Engineering Technology (IJRASET)

attached. V-belt is used to avoid slip factor. Following Fig. shows the model of the machine.



### III. CALCULATION

Base frame: We design a basic frame for a prototype by mild steel channel (L beam),  
L Channel- MS Angles are L-shaped structural steel represented by dimension of sides & thickness. For e.g. 25x25x3 means, both the sides of angles are 25mm & thickness is of 3mm. There are various sizes of angles which are as follows :-( there are also equal & unequal angles). Equal angles: - They are angles having both the sides of equal dimensions. For e.g. refer below given diagram, in which both the sides are of dimensions "a". The L-angle bar dimensions fig. is given below

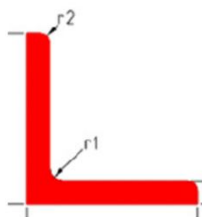


Fig. L-angle bar dimensions

Sizes with Section Weight Of Equal Angles

Size	Weight in Kgs.	Thickness
in mm	Per mm.	in mm
20x20x3	$0.899 \times 10^{-3}$	3
25x25x3	$1.099 \times 10^{-3}$	3
25x25x5	$1.798 \times 10^{-3}$	3
31x31x3	$1.280 \times 10^{-3}$	3

## International Journal for Research in Applied Science & Engineering Technology (IJRASET)

By standard available sizes we select is 1 inch= 25 mm so because that will be easily available and have appropriate size for frame.

### A. Design Of Frame Safety

Frame design for safety FOS 25\*25\*3 L angle mild steel channel

b = 25 mm, d= 25 mm, t = 3 mm.

Consider the maximum load on the frame to be 50 kg.

Max. Bending moment = force\*perpendicular distance

$$= 50 \times 9.81 \times 150$$

$$M = 73575 \text{ Nmm}$$

We know,

We must calculate inertia of L angle cross section

$$I = \frac{b_1 h_1^3}{12} - \frac{b_2 h_2^3}{12} = \frac{25 \times 25^3}{12} - \frac{22 \times 22^3}{12} = 13030.75 \text{ mm}^4$$

So, maximum bending stress is calculated as,

$$\sigma_b = M_y / I$$

$$= 73575 \times 12.5 / 13030.75$$

$$\sigma_b = 70.57 \text{ N/mm}^2$$

The allowable shear stress for material is  $\sigma_{allow} = \sigma_{yt} / \text{fos}$

Where  $\sigma_{yt}$  = yield stress = 210 MPa = 210 N/mm<sup>2</sup>

And fos is factor of safety = 2

$$\text{So } \sigma_{allow} = 210/2 = 105 \text{ MPa} = 105 \text{ N/mm}^2$$

Comparing above we get,

$$\sigma_b < \sigma_{allow} \text{ i.e. } 70.57 < 105 \text{ N/mm}^2$$

So, design is safe.

Cutting force-

The force required for cutting the pipe is calculated as follows,

$$\text{Cutting force, } F_c = S \times t \times l$$

Where,

$F_c$  = cutting force

$$S = \text{shear strength of cane} = \sigma_{ut} / \text{FOS} = 15 \text{ MPa} / 2 = 7.5 \text{ MPa} = 7.5 \text{ N/mm}^2$$

$t$  = thickness of sugarcane to be cut (for 1 inch diameter stem) = 25 mm

$l$  = length of cutting edge (i.e. cutting blade thickness) = 2 mm

Then,

$$\text{Cutting force, } F_c = S \times t \times l$$

$$= 7.5 \times 25 \times 2 = 375 \text{ N.}$$

Specifications of cutter

Power Source: - AC 240 V

Motor Speed: - 10000 rpm

Power Consumption: - 850 watts

Voltage: - 240 V

Disc Diameter: - 3.93 inches = 100 mm

Weight: - 1.8 Kg

Torque is calculated as

$$P = 2\pi NT / 60$$

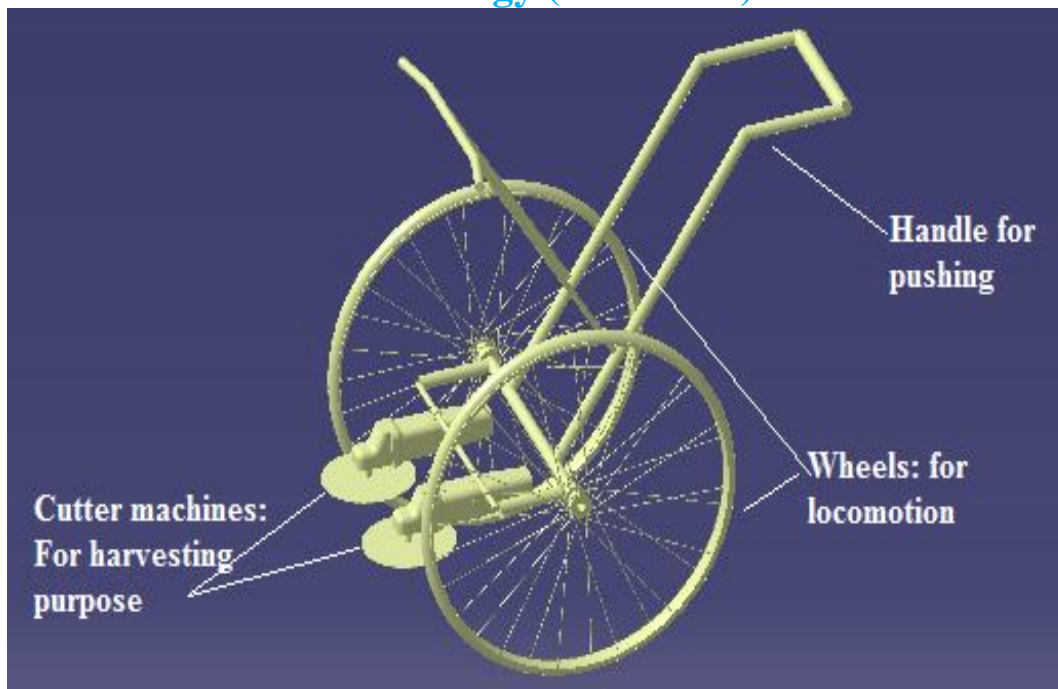
$$850 = 2 \times 3.142 \times 10000 \times T / 60$$

$$T = 0.81 \text{ Nm}$$

The conceptual CATIA model is given below



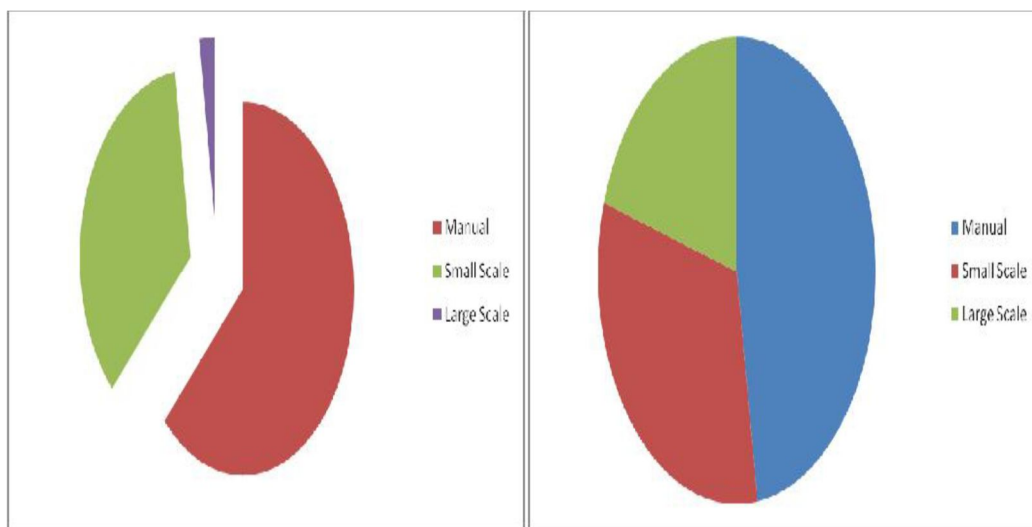
## International Journal for Research in Applied Science & Engineering Technology (IJRASET)



### IV. RESULT

The Result is analyzed by comparing manual, small scale harvesting machine and large scale harvesting machine. The machine has a capacity to cut 3.75 ton of sugarcane per hour. Comparing with manual harvesting 50% of harvesting time and 60% of labors are reduced (in manual sugarcane harvesting 15-16 labors are required). The cost of harvesting is reduced by 34% when compare to manual harvesting. When comparing with the large scale, though the harvesting time and fuel consumption is less in large scale, but the cost machine is very high (1.85 crore) and the cost of the small-scale machine is Rs. 30000. So, it will be helpful to our farmer. by comparing with manual harvesting, Rs. 10,000 acre can be saved by small scale harvesting machine.

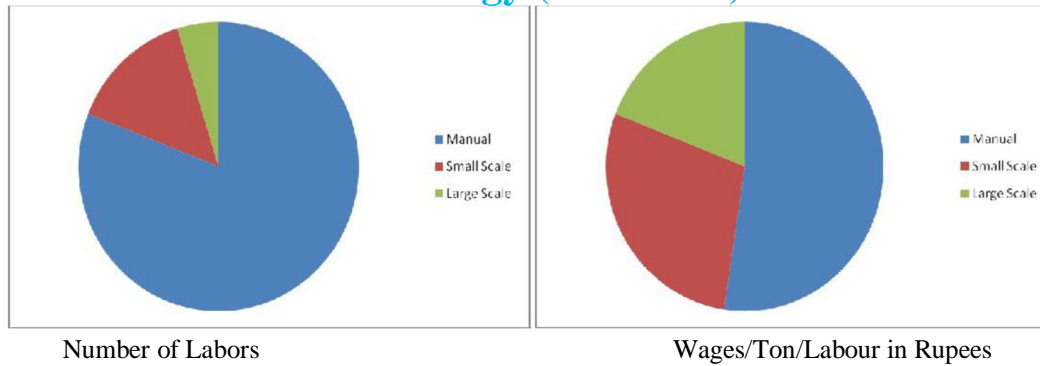
The figures given below gives us the information about hours required to cut one acre, total cost of harvesting, number of labors and wages/tons/labors in manual, small and large scale sugar cane harvesting;



Number of Hours Required to Cut One Acre

Total Cost of Harvesting/Acre in Rupees

## International Journal for Research in Applied Science & Engineering Technology (IJRASET)



### V. CONCLUSION

The sugarcane is very important crop in our country. The sugarcane water level continuously decreases once it being harvested. So, it is very important to move it to market as soon as harvested. So here we designed a sugarcane harvesting machine which can cut sugarcane with required force and in limited time without using skilled labour for the operation. This machine is cost efficient and operating cast is also less.

### VI. ACKNOWLEDGEMENT

We express our deepest gratitude to our Guide and Mentor Dr. V. SINGH, Professor and DR. K. K. DHANDE, H.O.D. for their guidance and support during the entire project work. Their consistent supports and advices have helped us to complete this project successfully. We would like to thank all the professors of Department of Mechanical Engineering for their support. They have always been a source of inspiration to us. We take this opportunity to thank Dr. P. D. PATIL, Principal for providing necessary facilities.

### REFERENCES

- [1] Sugarcane Harvester Technology: A Critical Overview S. Ma, M. Karkee, P. A. Scharf, Q. Zhang, Research gate Vol. 30(5): 727-739, 18 January 2015.
- [2] Design of Sugarcane Harvesting Machine G. D. Shelke S. S. Borikar, M. P. Awathale A. P. Khante, IJRST –International Journal for Innovative Research in Science & Technology| Volume 1 | Issue 11 | April 2015.
- [3] Review Paper on Different Aspects of Sugarcane Harvesting Methods for Optimum Performance, Rohit J. Masute, S. S. Chaudhari, S. S. Khedkar, B. D. Deshmukh, International Journal of Research in Engineering and Applied Sciences (IJREAS) Vol. 02, Issue 01, Jan 2014.
- [4] Sugar-cane harvesting machine design “in the field” Lidiane Regina Narimoto MSca, Robin Burgess-Limerick PhD, Proceedings 19th Triennial Congress of the IEA, Melbourne 9-14 August 2015.
- [5] Visible Losses in Mechanized Harvesting of Sugarcane Using the Case IH A4000 Harvester Carmen Maria Coimbra Manhães\*, Ricardo Ferreira Garcia, Francisco Maurício Alves Francelino, Delorme Correa Junior, Cristóbal Soto Solano, Helenilson de Oliveira Francelino, American Journal of Plant Sciences, 2014, 5, 2734-2740.



10.22214/IJRASET



45.98



IMPACT FACTOR:  
7.129



IMPACT FACTOR:  
7.429



# INTERNATIONAL JOURNAL FOR RESEARCH

IN APPLIED SCIENCE & ENGINEERING TECHNOLOGY

Call : 08813907089  (24\*7 Support on Whatsapp)