



iJRASET

International Journal For Research in
Applied Science and Engineering Technology



INTERNATIONAL JOURNAL FOR RESEARCH

IN APPLIED SCIENCE & ENGINEERING TECHNOLOGY

Volume: 5 Issue: VII Month of publication: July 2017

DOI:

www.ijraset.com

Call: ☎ 08813907089

E-mail ID: ijraset@gmail.com

Unsteady MHD Convective Flow along Vertical Exponentially Accelerated Flat Plate with Variable Temperature through Porous Medium in the Presence of Hall Current, in a Rotating System

U.S. Rajput¹ and Mohammad Shareef²

^{1,2}Department of Mathematics and Astronomy, University of Lucknow, Lucknow-226007, India

Abstract: Present study is carried out to examine the unsteady MHD free convective flow along an infinite non-conducting vertical exponentially accelerated flat plate through a porous medium with Hall current in a rotating system. The dimensionless governing equations are solved by using Laplace transform technique. The results obtained are discussed with the help of graphs. The numerical values of the shear stress at the plate are shown in tables. It is observed that the flow pattern is significantly affected by plate acceleration, Hall current, heat source and porous medium.

Keywords: MHD; Rotation; Porous medium; Hall Current; Heat Source.

I. INTRODUCTION

The flow along an infinite flat plate is one of the classical problems in the fluid dynamics. The application of MHD viscous incompressible flow through porous medium involving radiative heat transfer under the heat source has been found in many areas of science and engineering. Stewartson ([1] and [2]) has done significant study to understand the behaviour of the fluids in an unsteady boundary layer. His study was in the context of boundary layer equations. Radiation and mass transfer effects on two-dimensional flow past an impulsively started infinite vertical plate was studied by Prasad et al. [6]. They solved the governing equations using the finite-difference method and observed that the velocity of the flow decreases in the boundary layer when the radiation parameter is increased. Sharidan et al. [10] worked on the combined effects of radiative heat and mass transfer on unsteady MHD free convective flow in a porous medium past an infinite inclined plate with ramped wall temperature. They obtained analytical solutions for the velocity, temperature and concentration fields by using Laplace transform technique and found that increasing the angle of inclination and radiation parameters, the fluid velocity along an inclined plate decreases. The MHD flow of a uniformly stretched vertical permeable surface in the presence of heat generation/absorption and a chemical reaction was studied by Chamaka [5]. He solved the problem analytically and observed that the Prandtl number, Schmidt number and the strength of magnetic field retard the fluid velocity. Makinde and Mhone [12] analyzed the combined effects of a transverse magnetic field and radiative heat transfer to unsteady flow of a conducting optically thin fluid through a channel filled with saturated porous medium and non-uniform wall temperature. They solved the problem analytically and computed the rate of heat transfer and shear stress at the wall. Further, if the strength of applied magnetic field is very strong, the effect of Hall current is also significant. Also, the rotating flow of viscous, incompressible and electrically conducting fluid has attracted the attention of researchers due to their abundant geophysical and astrophysical applications. Many scholars have studied such models, for instance, Agarwal et al. [4] analyzed the combined effect of dissipation and Hall effect on free convective flow in a rotating fluid. It was observed by Agarwal et al. [4] that the primary and secondary shear stresses increase and decrease, respectively, with the increase in magnetic field and Hall parameters. Mazumdar et al. [3] worked on flow with heat transfer in the hydrodynamic Ekman layer on a porous plate with Hall effects. Further, Jaimala et al. [8] studied the effect of magnetic field and Hall current on an electrically conducting couple stress fluid layer heated from below; and they concluded that in the presence or absence of Hall current, the magnetic field has a stabilizing effect on the thermal convection. Recently some research scholars like Raju et al [7], Das et al.[11], Muthucumaraswamy and Prema [14] worked on rotating fluids by taking different models. In 2014, Reddy [9] worked on heat and mass transfer effects on an unsteady MHD radiative flow of a chemically reacting fluid past an impulsively started vertical plate. He [9] observed that the presence of chemical reaction retards the fluid velocity, decreases the concentration and increases the thermal boundary layer thickness. Mahmoudpour

Molaei et al. [13] analyzed the MHD free convection flow of a non-Newtonian power-law fluid over a vertical plate with suction effects.

The model under consideration analyzes the combined effect of Hall current and rotation on an unsteady free convective flow past an exponentially accelerated infinite non-conducting vertical flat plate through porous medium with heat source. The problem is solved analytically using the Laplace transform technique. A selected set of graphical results illustrating the effects of various parameters involved in the problem is presented and discussed. The numerical values of skin-friction have been tabulated.

II. MATHEMATICAL ANALYSIS

Consider an unsteady flow of a viscous, incompressible, electrically conducting fluid past an exponentially accelerated vertical infinite non-conducting flat plate in a porous medium. Let x' -axis be chosen vertically upward along the motion of the plate and the z' -axis normal to the plate. The fluid and the plate rotate as a rigid body with a constant angular velocity Ω' about z' -axis. A uniform magnetic field B_o is applied normal to the plate and the fluid is assumed to be electrically conducting whose magnetic Reynolds number is very small, so the induced magnetic field produced by fluid motion is negligible in comparison to the applied one, i.e. $\vec{B} = (0, 0, B_o)$. Also it is assumed that no applied and polarization voltage exist, so induced electric field $\vec{E} = (0, 0, 0)$. As the plate is of infinite extent, therefore all physical variables depends only on z' and t' . Initially, at a time $t' \leq 0$, the fluid and the plate are at rest and at a uniform temperature T_o . At time $t' > 0$, the plate starts moving with a velocity $u_o e^{-c't'}$ ($c' \geq 0$) in vertically upward direction and the temperature of the plate is raised to T_p . The fluid motion is induced due to the impulsive movement of the plate as well as the free convection. From the equation of conservation of electric charge, we have $J_{z'} = \text{constant}$, where $\vec{J} = (J_{x'}, J_{y'}, J_{z'})$ is the current density vector. Since the plate is assumed to be non-conducting therefore at the plate $J_{z'} = 0$. Thus $J_{z'} = 0$ everywhere in the fluid. So, under the above assumptions, the governing equations with Boussinesq's approximations are as follows:

$$\frac{\partial u'}{\partial t'} - 2\Omega' v' = \nu \frac{\partial^2 u'}{\partial z'^2} + g\beta(T - T_o) + \frac{B_o}{\rho} J_{y'} - \frac{\nu}{K'} u', \quad (1)$$

$$\frac{\partial v'}{\partial t'} + 2\Omega' u' = \nu \frac{\partial^2 v'}{\partial z'^2} - \frac{B_o}{\rho} J_{x'} - \frac{\nu}{K'} v', \quad (2)$$

$$\frac{\partial T}{\partial t'} = \frac{k}{\rho c_p} \frac{\partial^2 T}{\partial z'^2} + \frac{Q_o}{\rho c_p} (T_p - T_o), \quad (3)$$

The boundary conditions taken are as under:

$$\left. \begin{aligned} t' \leq 0 : u' = 0, v' = 0, T = T_o \quad \forall z', \\ t' > 0 : u' = u_o e^{-c't'}, v' = 0, T = \begin{cases} T_o + (T_p - T_o) \frac{t}{t_o}, & 0 < t \leq t_o \\ T_p, & t > t_o \end{cases} \quad \text{at } z' = 0 \\ \text{and } u' \rightarrow 0, v' \rightarrow 0, T \rightarrow T_o, \text{ as } z' \rightarrow \infty \text{ (where } t_o = \frac{\nu}{u_o^2}). \end{aligned} \right\} \quad (4)$$

Taking Hall current into account and neglecting the electron pressure gradient, the ion slip and the thermo-electric effects, the generalised Ohm's law can be written as-

$$\vec{J} + \frac{\omega_e \tau_e}{B_o} (\vec{J} \times \vec{B}) = \sigma (\vec{E} + \vec{q} \times \vec{B}) \quad (5)$$

On solving (5), we get $J_{x'} = \frac{\sigma B_o (v' + m u')}{1 + m^2}$, $J_{y'} = \frac{\sigma B_o (m v' - u')}{1 + m^2}$

Here the symbols used are: T – temperature of the fluid, T_o – temperature of the fluid far away from the plate, T_p – temperature at the plate, B_o – external magnetic field, $\vec{q} = (u', v', 0)$ – velocity at any time t' , u' – component of velocity of the fluid in x' direction (Primary velocity), v' – component of velocity of the fluid in y' direction (Secondary velocity), u_o – velocity parameter of the Plate, c' – exponential parameter, K' – permeability parameter, t' – time, β – volumetric coefficient of thermal expansion, α – thermal diffusivity, ω_e – cyclotron frequency of electron, τ_e – electron collision time, g – acceleration due to gravity, ρ – density of fluid, ν – kinematic viscosity, $m (= \omega_e \tau_e)$ – hall parameter, J_x – current density along x' –axis and J_y – current density along y' –axis.

To obtain the equations in dimensionless form, the following non-dimensional quantities are introduced:

$$\left. \begin{aligned} u &= \frac{u'}{u_o}, \quad v = \frac{v'}{u_o}, \quad t = \frac{u_o^2}{\nu} t', \quad \theta = \frac{(T - T_o)}{(T_p - T_o)}, \quad P_r = \frac{\nu}{\alpha}, \quad M^2 = \frac{\sigma B_o^2 \nu}{\rho u_o^2}, \\ c &= \frac{\nu}{u_o^2} c', \quad z = \frac{u_o}{\nu} z', \quad \Omega = \frac{\nu}{u_o^2} \Omega', \quad K = \frac{u_o^2}{\nu^2} K', \quad G_r = \frac{g \beta \nu (T_p - T_o)}{u_o^3}. \end{aligned} \right\} \quad (6)$$

Here u is dimensionless primary velocity of the fluid, v – dimensionless secondary velocity of the fluid, z – dimensionless spatial coordinate normal to the plate, θ – dimensionless temperature, P_r – Prandlt number, G_r – Thermal Grashof number, t – dimensionless time, Ω – dimensionless rotation parameter and M – magnetic field parameter.

Using equation (6), equations (1), (2), (3) and (4) respectively, become:

$$\frac{\partial u}{\partial t} - 2\Omega v = \frac{\partial^2 u}{\partial z^2} + \frac{M^2}{(1+m^2)}(m v - u) + G_r \theta - \frac{u}{K}, \quad (7)$$

$$\frac{\partial v}{\partial t} + 2\Omega u = \frac{\partial^2 v}{\partial z^2} - \frac{M^2}{(1+m^2)}(v + m u) - \frac{v}{K}, \quad (8)$$

$$\frac{\partial \theta}{\partial t} = \frac{1}{P_r} \frac{\partial^2 \theta}{\partial z^2} + Q\theta, \quad (9)$$

$$\left. \begin{aligned} t \leq 0: u &= 0, \quad v = 0, \quad \theta = 0, \quad \forall z, \\ t > 0: u &= e^{-ct}, \quad v = 0, \quad \theta = \begin{cases} t, & 0 < t \leq 1 \\ 1, & t > 1 \end{cases} \quad \text{at } z = 0, \\ u &\rightarrow 0, \quad v \rightarrow 0, \quad \theta \rightarrow 0, \quad \text{as } z \rightarrow \infty. \end{aligned} \right\} \quad (10)$$

To solve above system, assume $\mathbf{V} = u + iv$. Then using equations (7) and (8), we get,

$$\frac{\partial \mathbf{V}}{\partial t} = \frac{\partial^2 \mathbf{V}}{\partial z^2} - b\mathbf{V} + G_r \theta, \quad (11)$$

The boundary conditions (10) are transformed:

$$\left. \begin{aligned} t \leq 0: \mathbf{V} &= 0, \quad \theta = 0, \quad \forall z, \\ t > 0: \mathbf{V} &= e^{-ct}, \quad \theta = \begin{cases} t, & 0 < t \leq 1 \\ 1, & t > 1 \end{cases} \quad \text{at } z = 0, \\ \mathbf{V} &\rightarrow 0, \quad \theta \rightarrow 0, \quad \text{as } z \rightarrow \infty. \end{aligned} \right\} \quad (12)$$

The governing non-dimensional partial differential equations (9) and (11) subject to the above boundary conditions prescribed in equation (12) is solved using the Laplace Transform technique. The solution is as under ($P_r \neq 1$):

$$\begin{aligned} V(z, t) &= a_1 e^{-B_1 t} \{-2 \cosh(a_3 z) + e^{-a_3 z} \operatorname{Erf}(\eta - a_3 \sqrt{t}) + e^{a_3 z} \operatorname{Erf}(\eta + a_3 \sqrt{t})\} - 2(a_1 - a_{12} t) \cosh(a_7 z) \\ &\quad + (a_1 - a_1 B_1 t + a_4 z) e^{-a_2 z} \operatorname{Erf}(a_2 \sqrt{t} - \eta) + (-a_1 + a_1 B_1 t + a_4 z) e^{a_2 z} \operatorname{Erf}(a_2 \sqrt{t} + \eta) \\ &\quad - (a_1 - a_{12} t + a_6 z) e^{-a_7 z} \operatorname{Erf}(a_8 \sqrt{t} - a_9 \eta) + (a_1 - a_{12} t - a_6 z) e^{a_7 z} \operatorname{Erf}(a_8 \sqrt{t} + a_9 \eta) \\ &\quad + a_1 e^{-B_1 t} \{2 \cosh(a_{10} z) + e^{-a_{10} z} \operatorname{Erf}(a_{11} \sqrt{t} - a_9 \eta) - e^{a_{10} z} \operatorname{Erf}(a_{11} \sqrt{t} + a_9 \eta)\} \end{aligned}$$

$$+2a_1(1-B_1t)\{\cosh(a_2z)\}-\frac{1}{2}e^{a_5z-ct}\text{Erf}(a_5\sqrt{t}+\eta)+2a_6z\sinh(a_7z)$$

$$\theta(z,t)=a_{13}z\sinh(a_7z)-(a_{14}z+a_{16}t)e^{a_7z}\text{Erf}(a_8\sqrt{t}+a_9\eta)\\ +a_{15}t\cosh(a_7z)+(a_{16}t-a_{14}z)e^{-a_7z}\text{Erf}(a_8\sqrt{t}-a_9\eta)$$

The dimensionless skin friction coefficients in the primary and secondary direction respectively are obtained as:

$\tau_x = \text{Re}(S_f)$ and $\tau_y = \text{Im}(S_f)$ where

$$S_f(t) = (b_1 - b_3 - b_5t)\text{Erf}(a_2\sqrt{t}) + (b_6 - b_8 - b_{10}t)\text{Erf}(a_8\sqrt{t}) + b_9\sqrt{t}e^{Q_t}\\ + e^{-B_1t}\left(b_7\text{Erf}(a_{11}\sqrt{t}) - b_2\text{Erf}(a_3\sqrt{t})\right) + e^{-bt}\left(\frac{1}{\sqrt{\pi t}} - b_4\sqrt{t}\right) + a_5e^{-ct}\text{Erf}(a_5\sqrt{t})$$

III. RESULTS AND DISCUSSION

In order to explain the significance of the study, a representative set of numerical results for different parameters involved is shown graphically in figures 1 to 7. It is noticed from figures 1 to 5 that magnitude of secondary velocity v attains a distinctive maximum value near the surface of the plate and then decreases while primary velocity u decreases continuously on increasing boundary layer coordinate z to approach free stream value. Figures 1 and 2 shows the effect of acceleration parameter c on the fluid velocity at different time ($t = 0.3$ and $t = 0.6$). And it is observed that both the components of velocity decrease with c but as the time increases the rate of decrease becomes comparatively slow. Effect of heat source parameter Q on fluid velocity is shown in figures 3 and 4. It is found that the velocity boundary layer thickness increases with Q at a particular time and if time increases then boundary layer thickness increases rapidly. Figure 5 shows the effect of rotation parameter Ω on the velocity and it is analysed that primary velocity decreases and secondary velocity increases with Ω . Figures 6 and 7 show the temperature variation near the plate where it can be seen that at a particular time the thermal boundary layer thickness increases with Q . Also, the rate of increase becomes high as time increases.

The effects of various parameters on the skin-friction are shown in Tables 1 and 2. It is found from Table -1, that the value of τ_x increases when the value of M is increased (keeping other parameters fixed) but if values of m and K are increased, it gets decreased. Also, it is observed that τ_y increases with m and it decreases when M and K are increased. From the Table 2, it can be seen that τ_x increases when the values of Ω is increased while it gets decreased with c and Q . On the other hand τ_y increases with c . And it decreases when Ω and Q are increased.

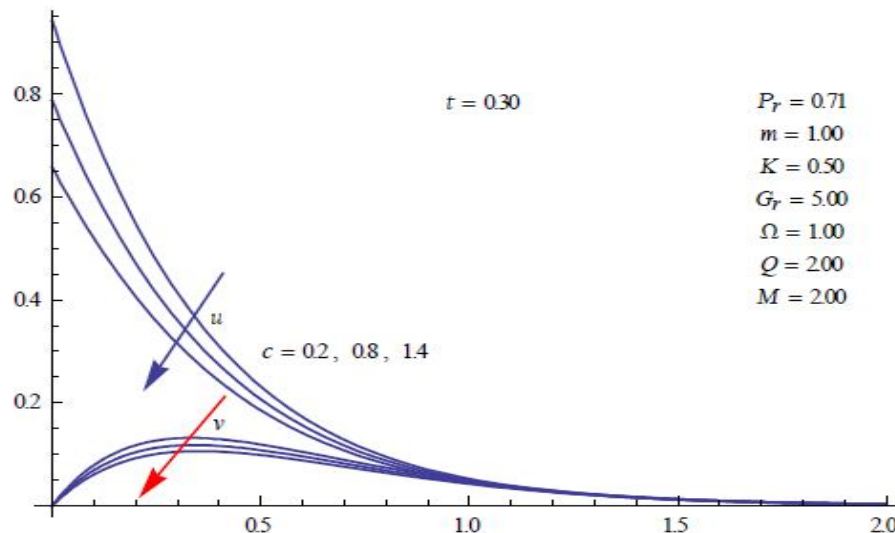


Fig.1 velocity for different values of c at $t = 0.3$

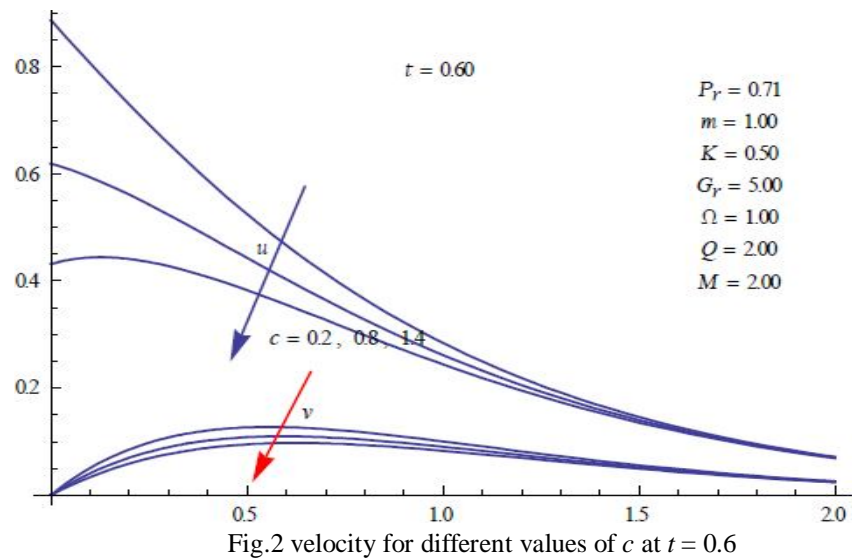


Fig.2 velocity for different values of c at $t = 0.6$

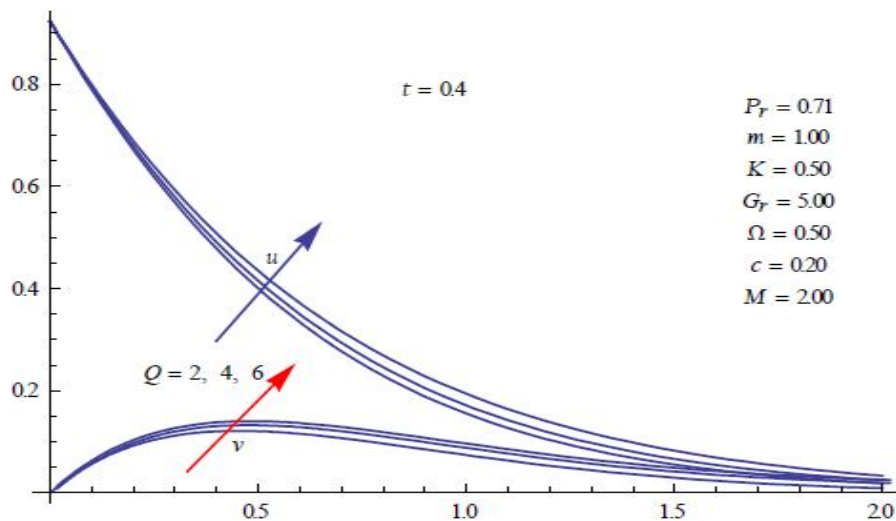


Fig.3 velocity for different values of Q at $t = 0.4$

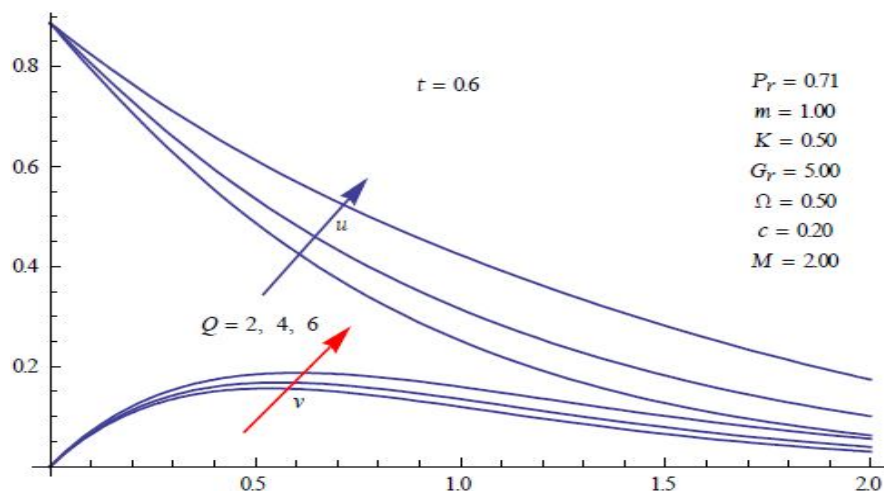


Fig.4 velocity for different values of Q at $t = 0.6$

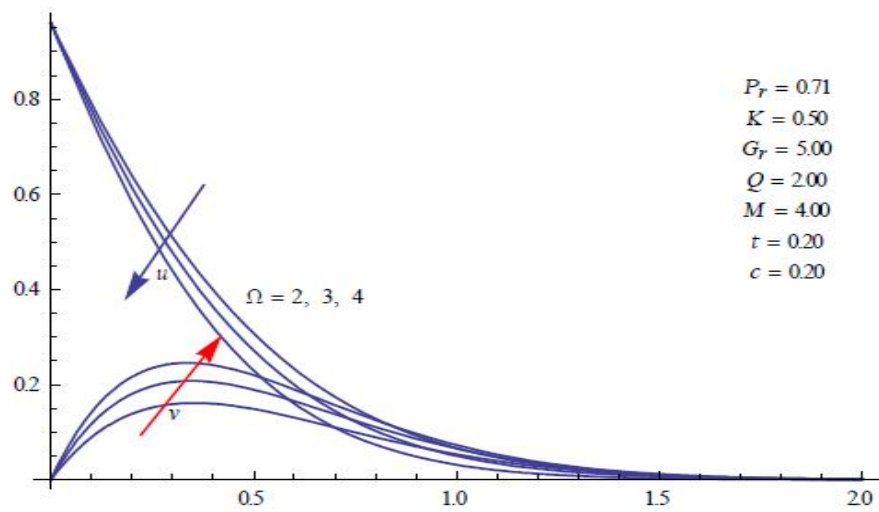


Fig.5 velocity for different values of Ω

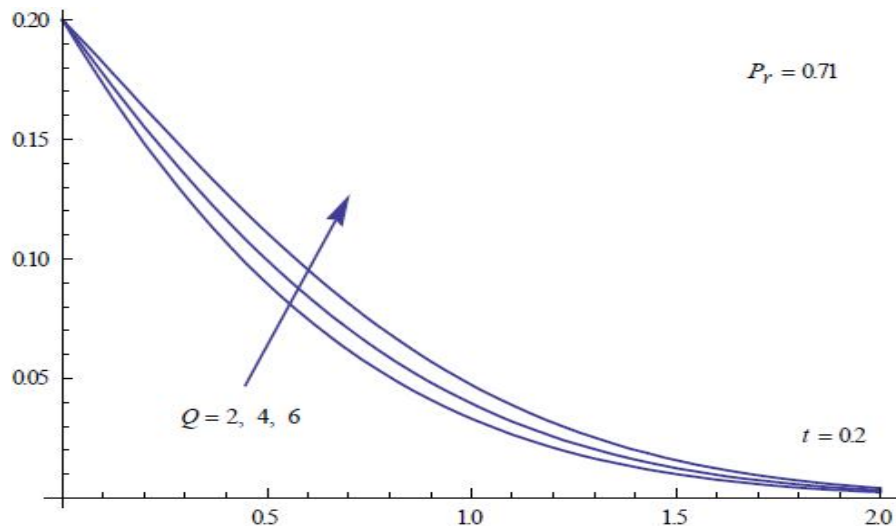


Fig.6 θ for different values of Q at $t = 0.2$

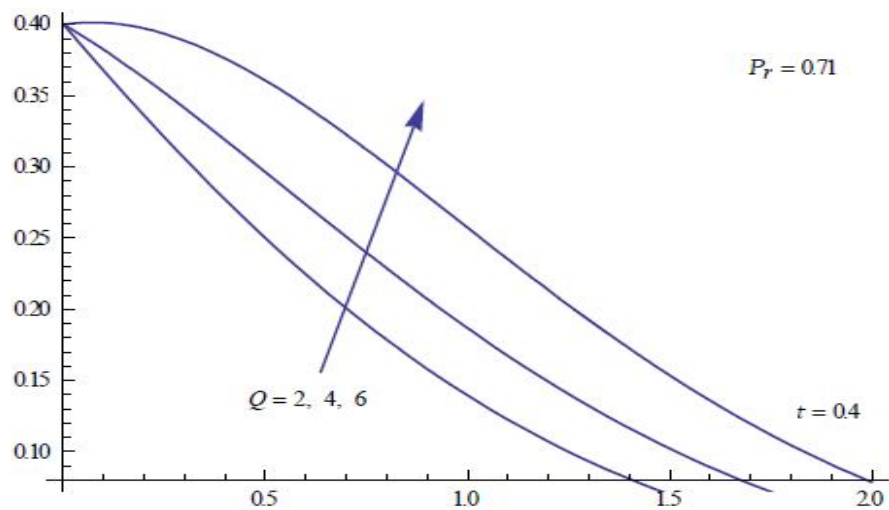


Fig.7 θ for different values of Q at $t = 0.4$

Table.1. Skin Friction for different values of m					
$t = 0.2$	m	$K = 0.3$		$K = 0.5$	
		τ_x	$-\tau_y$	τ_x	$-\tau_y$
$M = 2$	1	1.951	0.523	1.713	0.561
	2	1.726	0.484	1.473	0.521
	3	1.642	0.419	1.381	0.453
$M = 3$	1	2.425	0.839	2.226	0.891
	2	1.971	0.801	1.739	0.859
	3	1.779	0.681	1.532	0.732

Table.2. Skin Friction for Ω			
$t = 0.2$	Ω	τ_x	$-\tau_y$
$c = 0.2$	0.2	1.871	0.469
	0.4	1.888	0.585
	0.6	1.901	0.662
$c = 2.0$	0.2	0.997	0.365
	0.4	1.012	0.455
	0.6	1.023	0.514

IV. CONCLUSION

It is found that Hall current has a tendency to accelerate the flow in the primary direction whereas it retards the secondary flow. At a particular time as the parameter c increases the momentum boundary layer thickness decreases. Also, the momentum and thermal boundary layer thickness increase with heat source parameter. The rotation parameter retards the primary flow whereas it accelerates the secondary flow. The skin-friction increases with the increase in rotation parameter and it decreases with increase in m , c and Q . The results obtained will have applications in the research related to the solar physics dealing with the sunspot development, the solar cycle, the structure of rotating magnetic stars, and geophysics.

A. Appendix

$$b = \frac{M^2 i}{m + i} + 2i\Omega + \frac{1}{K}, A_1 = \frac{G_r}{1 - P_r}, B_1 = \frac{b + P_r Q}{1 - P_r}, a_1 = \frac{A_1}{2B_1^2}, a_2 = \sqrt{b}, a_3 = \sqrt{b - B_1}, a_4 = \frac{A_1}{4B_1 \sqrt{b}}, a_5 = \sqrt{b - c}, a_6 = \frac{A_1 \sqrt{P_r}}{4B_1 \sqrt{-Q}},$$

$$a_7 = \sqrt{-P_r Q}, a_8 = \sqrt{-Q}, a_9 = \sqrt{P_r}, a_{10} = \sqrt{-(Q + B_1)P_r}, a_{11} = \sqrt{-(Q + B_1)}, a_{12} = \frac{A_1}{2B_1}, a_{13} = \frac{P_r}{2a_9 a_8}, a_{14} = \frac{P_r}{4a_9 a_8}, a_{15} = \frac{a_7}{a_9 a_8},$$

$$a_{16} = \frac{a_7}{2a_9 a_8}, b_1 = 2a_1 a_2, b_2 = 2a_1 a_3, b_3 = \frac{a_{12}}{a_2}, b_4 = \frac{2a_{12}}{\sqrt{\pi}}, b_5 = 2a_{12} a_2, b_6 = \frac{a_{12} a_8}{a_8}, b_7 = 2a_1 a_9 a_{11}, b_8 = 2a_1 a_9 a_8, b_9 = \frac{2a_{12} a_9}{\sqrt{\pi}},$$

$$b_{10} = 2a_{12} a_8 a_9, \eta = \frac{z}{2\sqrt{t}}.$$

REFERENCES

- [1] K. Stewartson, "On the Impulsive Motion of a flat in a viscous Fluid," Part 1, Quart. J. Mech. Applied Math., 4, 2, pp.182-198 (1951).
- [2] K. Stewartson, "On the Impulsive Motion of a flat in a viscous Fluid," Part 2, Quart. J. Mech. Applied Math., 22, 2, pp. 143-152 (1973).
- [3] B.S. Mazumdar, A.S. Gupta and N. Datta, "Flow and heat transfer in hydrodynamic Ekman layer on a porous plate with hall effects," Int. J. heat mass Transfer, 19,523 (1976).
- [4] H.L. Agarwal, P.C. Ram and V. Singh, "Combined influence of dissipation and Hall effect on free convective in a rotating fluid," Indian J. Pure ppl. Math. 14(3):314-32 (1983).
- [5] A. J. Chamaka, "MHD flow of a uniformly stretched vertical permeable surface in the presence of heat generation/absorption and chemical reaction," International Communicational Heat Mass Transfer 3, 413 – 422 (2003).
- [6] V.R. Prasad, N. Bhaskar Reddy and R. Muthucumaraswamy, "Radiation and mass transfer effects on two-dimensional flow past an impulsively started infinite vertical plate," International Journal of Thermal Sciences 46, 1251–1258 (2007).
- [7] J. Anand Rao, R. Srinivasa Raju and S. Sivaiah, "Finite Element Solution of MHD Transient Flow past an Impulsively Started Infinite Horizontal Porous Plate in a Rotating Fluid with Hall Current," Journal of Applied Fluid Mechanics, Vol. 5, No. 3, pp. 105-112, 2012.
- [8] Jaimala, Vikrant and V. Kumar, "Thermal Convection in a Couple-Stress Fluid in the Presence of Horizontal Magnetic Field with Hall Currents," Application and applied Mathematics, Vol.8, Issue, pp. 161-117 (2013).
- [9] M. G. Reddy, "Heat and mass transfer effects on unsteady MHD radiative flow of a chemically reacting fluid past an impulsively started vertical plate," MATEMATIKA, Vol 30, Number 1, 1–15, UTM Centre for Industrial and Applied Mathematics (2014).
- [10] Z. Ismail, I. Khan, A. Imran, A. Hussanan, Sharidan Shafie, "MHD double diffusion flow by free convection past an infinite inclined plate with ramped wall temperature in a porous medium," Malaysian Journal of Fundamental and Applied Sciences Vol.10, No.1 (2014).
- [11] S.Das, S. K. Guchhait and R. N. Jana, "Hall Effects on Unsteady Hydromagnetic Flow Past an Accelerated Porous Plate in a Rotating System," Journal of Applied Fluid Mechanics, Vol. 8, No. 3, pp. 409- 417, 2015.



- [12] O. D. Makinde and P.Y. Mhone, "Heat transfer to MHD oscillatory flow in a channel filled with porous medium," Romania Journal of Physics 50 (9–10), 931–938 (2005).
- [13] M. Mahmoudpour, "MHD free convection flow of a non-Newtonian power-law fluid over a vertical plate with suction effects," Journal of Fundamental and Applied Sciences ISSN 1112-9867, J Fundam Appl Sci. 2016, 8(2S), 487-500 (2016).
- [14] R. Muthucumaraswamy and K. M. A. Prema, "Hall Effects on Flow past an Exponentially Accelerated Infinite Isothermal Vertical Plate with Mass Diffusion," Journal of Applied Fluid Mechanics, Vol. 9, No. 2, pp. 889-897, 2016.



10.22214/IJRASET



45.98



IMPACT FACTOR:
7.129



IMPACT FACTOR:
7.429



INTERNATIONAL JOURNAL FOR RESEARCH

IN APPLIED SCIENCE & ENGINEERING TECHNOLOGY

Call : 08813907089  (24*7 Support on Whatsapp)