



IJRASET

International Journal For Research in
Applied Science and Engineering Technology



INTERNATIONAL JOURNAL FOR RESEARCH

IN APPLIED SCIENCE & ENGINEERING TECHNOLOGY

Volume: 5 Issue: VII Month of publication: July 2017

DOI:

www.ijraset.com

Call:  08813907089

E-mail ID: ijraset@gmail.com

Analysis of Iris Centre Recognition in Unconstraint Biometrics

Mr. Shiv Kumar¹, Dr. Arvind Kumar Sharma²

¹Research Scholar, ²Associate Professor Dept. of Computer Science

OPJS University, Rajasthan

Abstract: *Biometrics has been generally contemplated and connected adequately in a few applications like some of them are confirmation in profoundly confined territory, participation record in office premises, citizenship ID and check, scientific and security. It exist in a few modalities (attributes, for example, confront, iris, unique mark, walk keeping in mind the end goal to give the adaptability to pick one or consolidate more than one modalities for acknowledgment according to the accessibility and plausibility related with destinations of use. Because of simple accessibility and reasonable cost of equipment and gadgets, biometrics has been a favored decision even in individual gadgets like PC, PDA and cell phones over a secret word based confirmation. Being arranged in two general classes in view of the circumstances to be utilized as a part of: controlled condition and unconstrained or non-agreeable circumstances, biometrics examine has been progressing towards the later classification since most recent couple of years because of a few advantages. The primary obstacles in unconstrained biometrics are decrease in measure of information and consequently data in caught picture non-consistency over the distinctive catches of pictures as far as stance.*

Keywords: *Biometrics, Iris Recognition, HOG, LBP, PCA*

I. INTRODUCTION

Biometrics has been generally contemplated and connected adequately in a few applications like some of them are confirmation in profoundly confined territory, participation record in office premises, citizenship ID and check, scientific and security. It exist in a few modalities (attributes, for example, confront, iris, unique mark, walk keeping in mind the end goal to give the adaptability to pick one or consolidate more than one modalities for acknowledgment according to the accessibility and plausibility related with destinations of use. Because of simple accessibility and reasonable cost of equipment and gadgets, biometrics has been a favored decision even in individual gadgets like PC, PDA and cell phones over a secret word based confirmation. Being arranged in two general classes in view of the circumstances to be utilized as a part of: controlled condition and unconstrained or non-agreeable circumstances, biometrics examine has been progressing towards the later classification since most recent couple of years because of a few advantages. The primary obstacles in unconstrained biometrics are decrease in measure of information and consequently data in caught picture non-consistency over the distinctive catches of pictures as far as stance.



Figure 1: Sample Face Images showing variation in pose from UBIPr Dataset

In this paper, we have introduced parameter examination and enhancement of periocular dataset utilizing different example acknowledgment procedures to test their adequacy in unconstrained condition. The fundamental objective of this exploration work to research the utilization of iris biometrics in unconstrained circumstance to accomplish non-cooperative biometrics.

II. RELATED WORK.

John Daugman, implemented a working automated iris recognition system. The Daugman system is patented and the rights are now owned by the company Iridian Technologies. Even though the Daugman system is the most successful and most well known, many other systems have been developed. The most notable include the systems of Wildes et al., Boles and Boashash, Lim et al., and Noh et al. The algorithms by Lim et al. are used in the iris recognition system developed by the Evermedia and Senex companies. Also, the Noh et al. algorithm is used in the 'IRIS2000' system, sold by IriTech. These are, apart from the Daugman system, the only other known commercial implementations. The Daugman system has been tested under numerous studies, all reporting a zero failure rate. The Daugman system is claimed to be able to perfectly identify an individual, given millions of possibilities. The prototype system by Wildes et al. also reports flawless performance with 520 iris images, and the Lim et al. system attains a recognition rate of 98.4% with a database of around 6,000 eye images.

Compared with other biometric technologies, such as face, speech and finger recognition, iris recognition can easily be considered as the most reliable form of biometric technology. However, there have been no independent trials of the technology, and source code for systems is not available. Also, there is a lack of publicly available datasets for testing and research, and the test results published have usually been produced using carefully imaged irises under favourable conditions

As per SV Sheela and P A Vijya The physiological characteristics are relatively unique to an individual. An approach to reliable visual recognition of persons is achieved by iris patterns. The other approaches are based on discrete cosine transforms, corner detection and parametric template methods.

Another paper of Arunalatha J S, Rangaswamy Y et al Iris Recognition using Fusion of Dual Tree Complex Wavelet Transform (DTCWT) and Over Lapping Local Binary Pattern (OLBP) Features. An eye was pre-processed to extract the iris part and obtain the Region of Interest (ROI) area from an iris. The complex wavelet features are extracted for region from the Iris DTCWT. OLBP was further applied on ROI to generate features of magnitude coefficients. The resultant features were generated by fusing DTCWT and OLBP using arithmetic addition. The Euclidean Distance (ED) was used to compare test iris with database iris features to identify a person. It was observed that the values of Total Success Rate (TSR) and Equal Error Rate (EER) were better in the case of proposed IRDO compared to the state-of-the art techniques. They proposed IRDO algorithm for comparison

As per paper of Kiran B. Raja R. Raghavendra et al a system was tested using uni-modal and multi-modal approach. An extensive set of experiments were conducted by employing the data acquired from 78 subjects. The obtained EER of 0.68% with dynamic weighted fusion provides the experimental evidence for the applicability of the proposed recognition system on smart phones.

III. EXPERIMENTAL DISCUSSION AND RESULT

To assess the execution of different example descriptors for unconstrained iris acknowledgment, a few trials were performed with dataset. The worldwide descriptor as PCA elements and HOG, LBP for nearby component extractor were chosen in this work. In this investigation iris focus is taken as center point and attempt to remember it for comes about. Diverse stances shrewd information like from Left side From Right Side and from Center is taken as dataset and concentrate iris part from it. Every one of the pictures are under non cooperative environment.

Amid Experiment when LBP Algorithm was conveyed on iris informational index and contrast the advancement and base of PCA. As a matter of first importance the correlation was forced on front stance. Concentrate Left Eye and apply calculation on it. At that point same was forced on Right eye. To accomplish successful outcomes, irises of the two eyes were taken all the while and contrast consequences of LBP and PCA. From above movement following outcomes were delivered:

Iris of	LBP	PCA
Right Eye	84.731	86.451
Left Eye	87.526	81.075
Both Eyes	89.032	91.612

Table1: Results of Front Pose for Iris Centre Recognition

As the examination was not creating advancement HOG Algorithm was forced, which deliver distinctive definition to this analysis.

Iris of	HOG	LBP	PCA
Right Eye	93.118	84.731	86.451
Left Eye	91.182	87.526	81.075
Both Eyes	94.193	89.032	91.612

Table2: Results of Front Pose for Iris Centre Recognition

After effect of trial demonstrates that by forcing HOG Algorithm on Iris Centre Recognition, The test deliver better precision from front posture as it were. In the event that this Algorithm prevails to convey comes about then by HOG Technique one can perceive Iris Centre in unconstraint condition, which is principle target of this test.

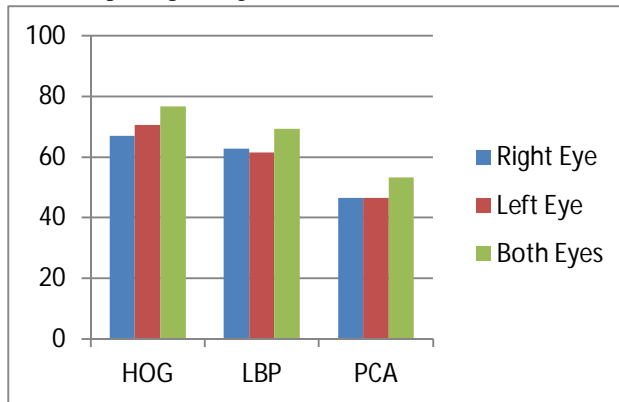


Fig1: Results of Front Pose for Iris Centre Recognition

Likewise same methods taken after on Left Pose and for Right Pose. The investigations create following outcomes:

Iris Centre of	HOG	LBP	PCA
Right Eye	64.516	53.978	32.473
Left Eye	61.505	56.129	31.828
Both Eyes	73.978	64.086	38.064

Table3: Results of Left Pose for Iris Centre Recognition

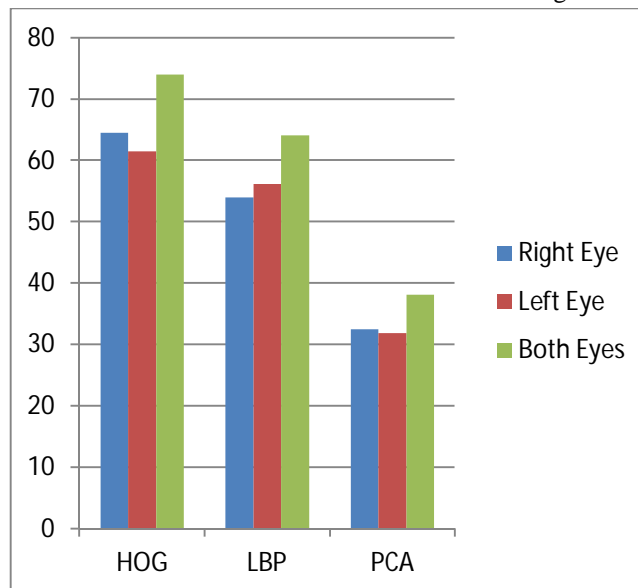


Fig2: Results of Left Pose for Iris Centre Recognition

Iris Centre of	HOG	LBP	PCA
Right Eye	54.193	46.021	20.430
Left Eye	47.957	44.731	26.451
Both Eyes	61.505	54.838	30.322

Table4: Results of Right Pose for Iris Centre Recognition

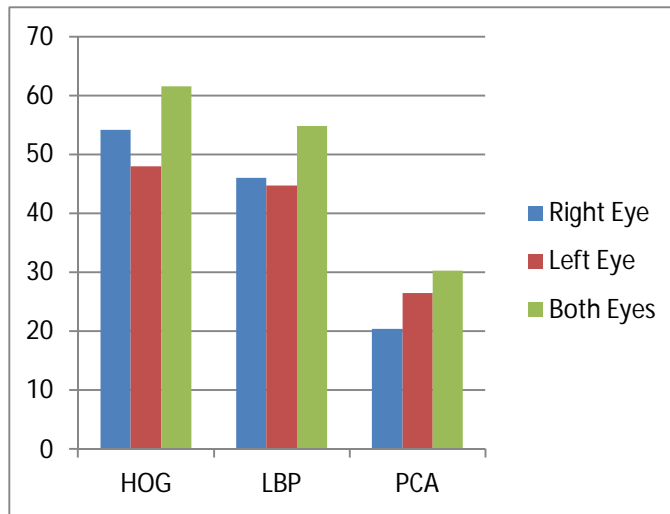


Fig3: Results of Right Pose for Iris Centre Recognition

By discovering normal of each of the three stances in every one of the three systems, the outcomes demonstrate that the HOG Technique is far much superior to other two strategies in Unconstraint Iris Recognition.

Iris Centre of	HOG	LBP	PCA
Right Eye	66.88	62.79	46.45
Left Eye	70.6	61.57	46.45
Both Eyes	76.55	69.31	53.33

Table4: Results for Average Iris Centre Recognition in All Poses

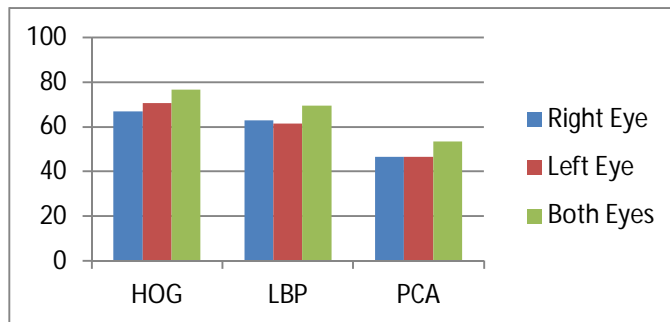


Fig4: Results for Average Iris Centre Recognition in All Poses

IV. CONCLUSION AND FUTURE WORK

In this paper, we have displayed parameter examination of iris focus from dataset utilizing different example acknowledgment systems to test their viability in unconstrained condition. The fundamental objective of this examination work to explore the utilization of iris biometrics in unconstrained circumstance to accomplish non-agreeable biometrics. We have advanced the parameters for various element procedures like HOG, LBP and PCA portrayals. It has been additionally watch that new strategy of deciding the reference point for trimming the periocular test has given unrivaled execution that with iris focus. Advance this system can be utilized to choose and perceive periocular district particularly if there should be an occurrence of unconstrained biometrics, where posture, look varieties will undoubtedly happen.

REFERENCES

- [1] Kiran B. Raja R. Raghavendra Martin Stokkenes "Multi-modal Authentication System for Smartphones Using Face, Iris and Periocular" iee 2015
- [2] S V Sheela P A Vijaya "Iris Recognition Methods - Survey" International Journal of Computer Applications (0975 – 8887) Volume 3 – No.5, June 2010
- [3] S. Barra, A. Casanova, F. Narducci, and S. Ricciardi. Ubiquitous iris recognition by means of mobile devices. Pattern Recognition Letters, 2014.
- [4] H. Bay, T. Tuytelaars, and L. Van Gool. Surf: Speeded up robust features. In Computer Vision–ECCV 2006, pages 404–417. Springer, 2006
- [5] M. Bicego, A. Lagorio, E. Grosso, and M. Tistarelli. On the use of sift features for face authentication. In Computer Vision and Pattern Recognition Workshop, 2006. CVPRW'06. Conference on, pages 35–35. IEEE, 2006.
- [6] J. Daugman. How iris recognition works. IEEE Transactions on Circuits and Systems for Video Technology, 14(1):21–30, 2004.
- [7] Chandrashekhar Padole, Hugo Proença; Periocular Recognition: Analysis of Performance Degradation Factors, in Proceedings of the Fifth IAPR/IEEE International Conference on Biometrics – ICB 2012, New Delhi, India, March 30-April 1, 2012
- [8] M. Savvides, K. R. Jr., D. L. Woodard, and G. Dozier. Unconstrained biometric identification: Emerging technologies. Computer, 43:56–62, 2010.
- [9] L. Hu, W. Liu, B. Li, and W. Xing. Robust motion detection using histogram of oriented gradients for illumination variations. In Industrial Mechatronics and Automation (ICIMA), 2010 2nd International Conference on, volume 2, pages 443–447, May 2010.
- [10] T. Ojala, M. Pietikinen, and D. Harwood. A comparative study of texture measures with classification based on featured distributions. Pattern Recognition, 29(1):51 – 59, 1996
- [11] M. Turk and A. Pentland, "Face Recognition Using Eigenfaces," Proc. IEEE Conf. on Computer Vision and Pattern Recognition, 1991, pp. 586-591.



10.22214/IJRASET



45.98



IMPACT FACTOR:
7.129



IMPACT FACTOR:
7.429



INTERNATIONAL JOURNAL FOR RESEARCH

IN APPLIED SCIENCE & ENGINEERING TECHNOLOGY

Call : 08813907089  (24*7 Support on Whatsapp)